

Starting Cohort 6: Adults (SC6) Study Overview Waves 1 to 8

Copyrighted Material
Leibniz Institute for Educational Trajectories (LifBi)
Wilhelmsplatz 3, 96047 Bamberg
Director: Prof. Dr. Sandra Buchholz
Executive Director of Research: Dr. Jutta von Maurice
Executive Director of Administration: Dr. Robert Polgar
Bamberg, 2017



Contents

Surveys of Starting Cohort 6 - Adults	1
1 Wave 1: 2007/08 "Working and Learning in a Changing World" (ALWA)	3
2 Wave 2: Main Study 2009/10	4
3 Wave 3: Main Study 2010/11	5
4 Wave 4: Main Study 2011/12	6
5 Wave 5: Main Study 2012/13	7
6 Wave 6: Main Study 2013	8
7 Wave 7: Main Study 2014/15	9
8 Wave 8: Main Study 2015/16	10



List of Figures

1	Survey progress of the Starting Cohort 6 (waves 1-8)	2
2	Field times and realized case numbers in wave 1	3
3	Field times and realized case numbers in wave 2	4
4	Field times and realized case numbers in wave 3	5
5	Field times and realized case numbers in wave 4	6
6	Field times and realized case numbers in wave 5	7
7	Field times and realized case numbers in wave 6	8
8	Field times and realized case numbers in wave 7	9
9	Field times and realized case numbers in wave 8	10



Surveys of Starting Cohort 6 - Adults

The present study documentation gives an overview of the progress of the main surveys, which will contribute to the Scientific Use Files (SUFs). Figure 1 presents a general view on the field times of the target persons for waves 1 to 8. In the wave-specific overviews starting from section 1 not only the questioned target persons are defined but the case numbers and field times, as well. This information is taken from the corresponding field and method reports and might differ slightly from the numbers in the data sets of the SUFs. In the section of the documentation of research data, the already mentioned field and method reports, which also provide detailed information for the survey progress, as well as further materials for the data of the Starting Cohort 6 can be found:

→ www.neps-data.de > Data and Documentation > Starting Cohort Adults > Documentation

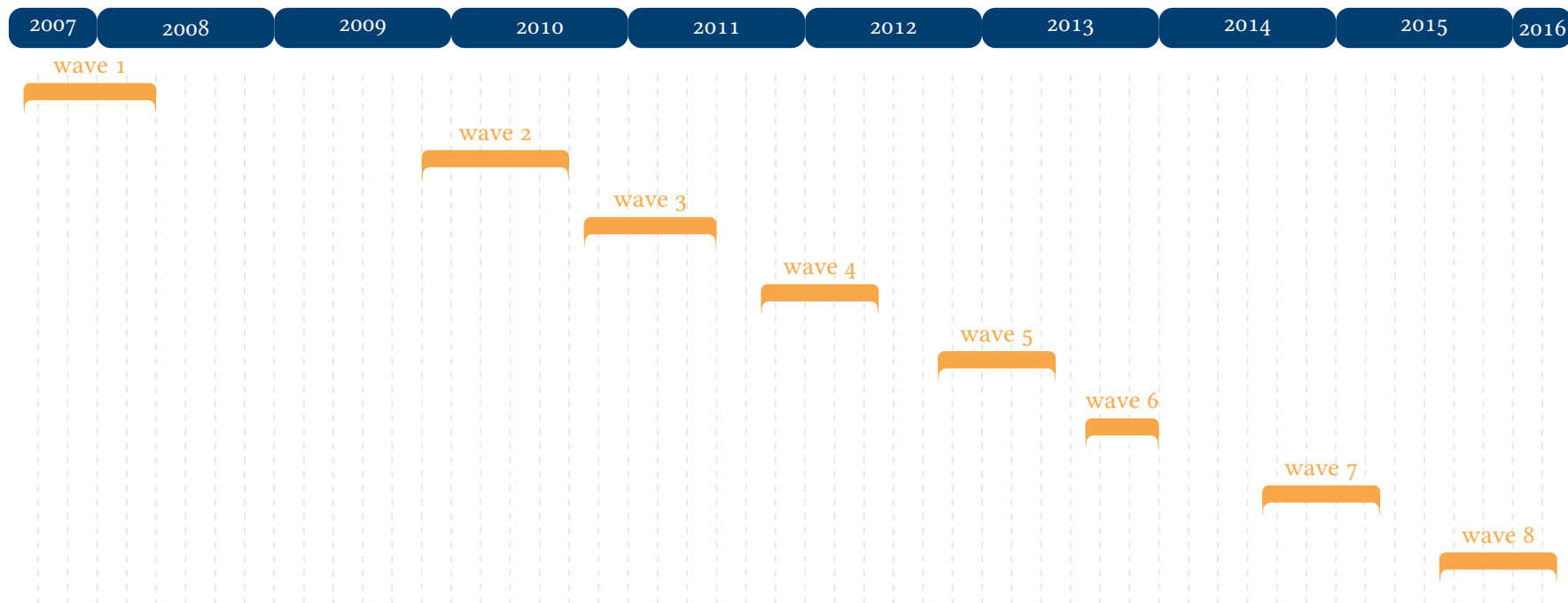


Figure 1: Survey progress of the Starting Cohort 6 (waves 1-8)

1 Wave 1: 2007/08 "Working and Learning in a Changing World" (ALWA)

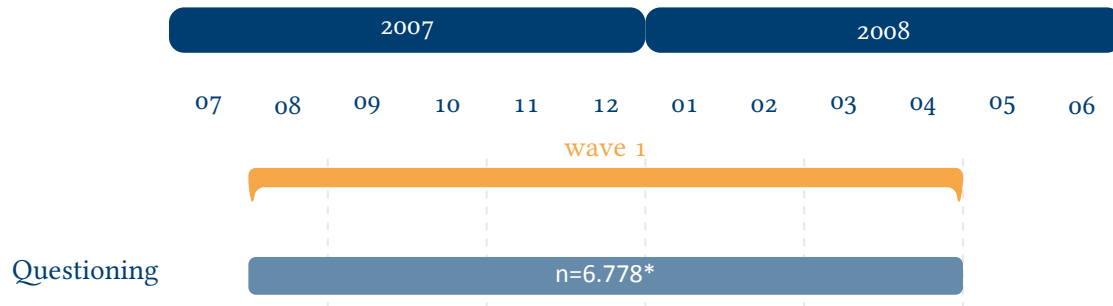


Figure 2: Field times and realized case numbers in wave 1

* These valid analyzable cases refer to the target persons of the ALWA study, willing to participate in NEPS and with a realized interview in wave 2 (first NEPS-wave).

1 Master sample Adults (panel start 2007/08)

1.1 Target persons Adults of birth cohorts 1956 to 1986

Sample Sample from the register of residents (with the selection stages communities and individuals). The sample contains individuals of Germany's resident population from the birth cohorts 1956 to 1986, regardless of their employment status, their nationality, and their knowledge of the German language.

2 Data collection infas – Institute for Applied Social Sciences, Bonn

3 Mode of survey Computer-assisted telephone interviews (CATI)

2 Wave 2: Main Study 2009/10

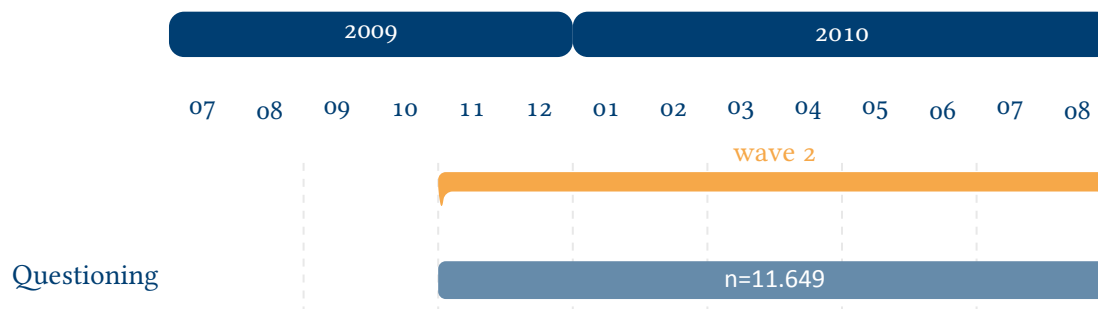


Figure 3: Field times and realized case numbers in wave 2

1 Master sample Adults (panel start 2007/08, ALWA)

1.1 Target persons Adults of birth cohorts 1956 to 1986

Sample Panel sample. Follow-up survey with the 2007/08 ALWA participants of the birth cohorts 1956 to 1986 willing to participate in the panel.

2 Complementary sample Adults (panel start 2009/10)

2.1 Target persons Adults of birth cohorts 1956 to 1986 (Refreshment sample)

Sample Sample drawn from the register of residents. The sampling basically corresponds to the sampling of ALWA (Refreshment of birth cohorts 1956 to 1986).

2.2 Target persons Adults of birth cohorts 1944 to 1955 (Augmentation sample)

Sample Sample drawn from the register of residents. Sampling basically corresponds to the sampling of ALWA and is an augmentation sample of birth cohorts 1944 to 1955.

3 Data collection infas – Institute for Applied Social Sciences, Bonn

4 Mode of survey Computer-assisted telephone interviews (CATI) or computer-assisted personal interviews (CAPI)

3 Wave 3: Main Study 2010/11

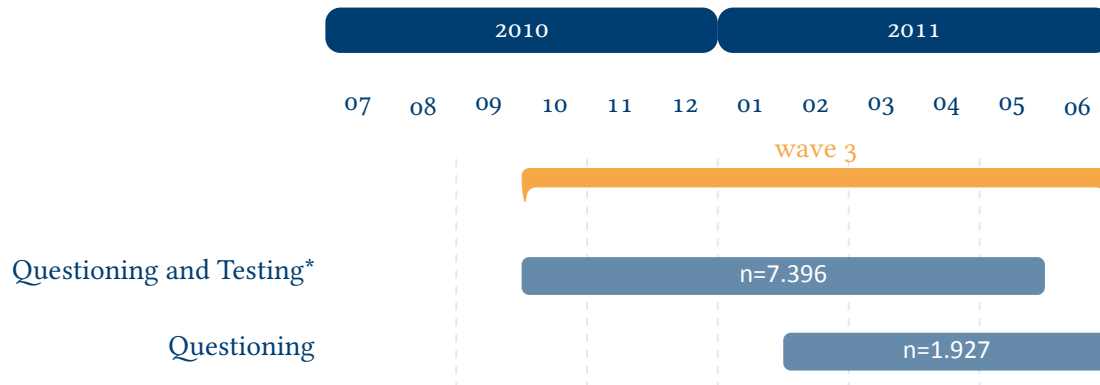


Figure 4: Field times and realized case numbers in wave 3

1 Master sample Adults (panel start 2007/08, ALWA)

1.1 Target persons Adults of birth cohorts 1956 to 1986

Sample Panel sample. Follow-up survey with interviewees willing to participate in the panel.

2 Complementary sample Adults (panel start 2009/10, refreshment and augmentation sample)

2.1 Target persons Adults of birth cohorts 1944 to 1986

Sample Panel sample. Follow-up survey with interviewees willing to participate in the panel.

3 Data collection infas – Institute for Applied Social Sciences, Bonn

4 Mode of survey Computer-assisted personal interviews (CAPI) and competence tests (PAPI) or computer-assisted telephone interviews (CATI)

* Analyzable competence data is not available for every target person with interview data.

4 Wave 4: Main Study 2011/12

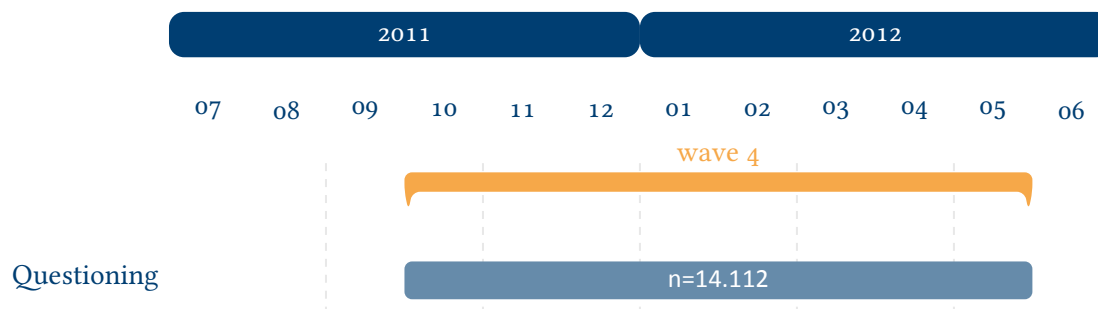


Figure 5: Field times and realized case numbers in wave 4

1 Master sample Adults (panel start 2007/08, ALWA)

1.1 Target persons Adults of birth cohorts 1956 to 1986

Sample Panel sample. Follow-up survey with interviewees willing to participate in the panel of the birth cohorts 1956 to 1986 of the forerunner study 2007/08 (ALWA).

2 Complementary sample Adults (panel start 2009/10, refreshment and augmentation sample)

2.1 Target persons Adults of birth cohorts 1944 to 1986

Sample Panel sample. Follow-up survey with interviewees willing to participate in the panel.

3 Complementary sample Adults (panel start 2011/12)

3.1 Target persons Adults of birth cohorts 1944 to 1986

Sample Sample drawn from the register of residents (with the selection stages communities and individuals). The sample contains individuals from the birth cohorts 1944 to 1986.

4 Data collection infas – Institute for Applied Social Sciences, Bonn

5 Mode of survey Computer-assisted personal interviews (CAPI) or computer-assisted telephone interviews (CATI)

5 Wave 5: Main Study 2012/13

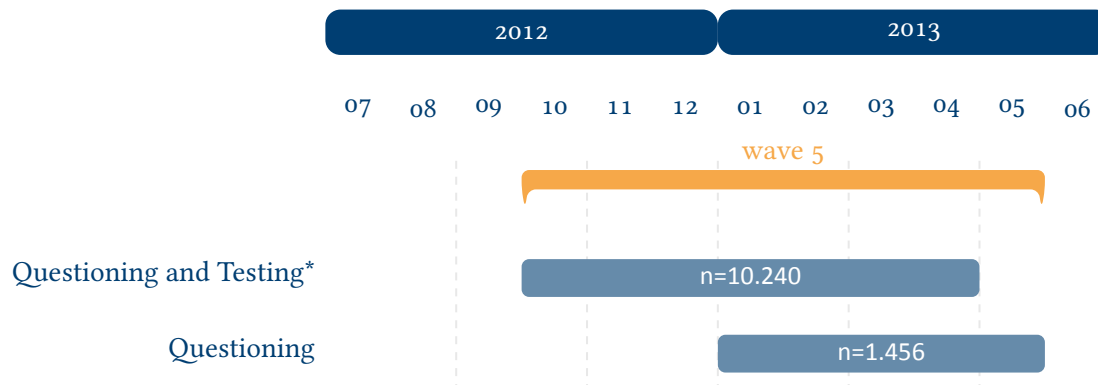


Figure 6: Field times and realized case numbers in wave 5

1 Master sample Adults (panel start 2007/08, ALWA)

1.1 Target persons Adults of birth cohorts 1956 to 1986

Sample Panel sample. Follow-up survey with interviewees willing to participate in the panel of the birth cohorts 1956 to 1986 of the forerunner study 2007/08 (ALWA).

2 Complementary sample Adults (panel start 2009/10, refreshment and augmentation sample)

2.1 Target persons Adults of birth cohorts 1944 to 1986

Sample Panel sample. Follow-up survey with interviewees willing to participate in the panel.

3 Complementary sample Adults (panel start 2011/12)

3.1 Target persons Adults of birth cohorts 1944 to 1986

Sample Sample drawn from the register of residents (with the selection stages communities and individuals). The sample contains individuals from the birth cohorts 1944 to 1986.

4 Data collection infas – Institute for Applied Social Sciences, Bonn

5 Mode of survey Computer-assisted personal interview (CAPI) or computer-assisted telephone interviews (CATI)

* Analyzable competence data is not available for every target person with interview data.

6 Wave 6: Main Study 2013

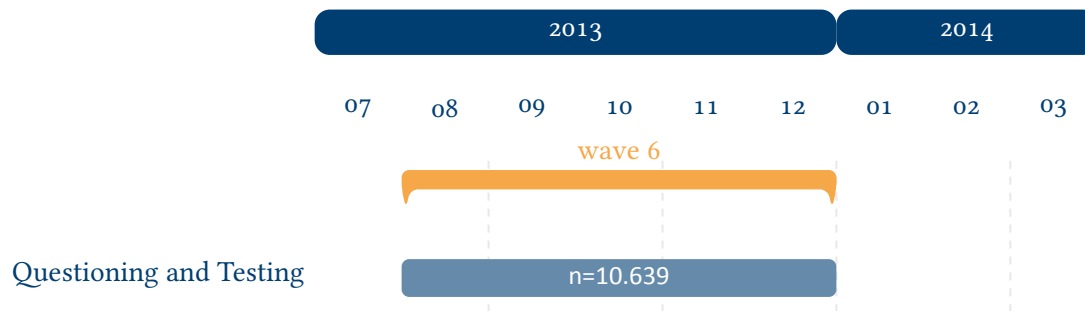


Figure 7: Field times and realized case numbers in wave 6

1 Master sample Adults (panel start 2007/08, ALWA)

1.1 Target persons Adults of birth cohorts 1956 to 1986

Sample Panel sample. Follow-up survey with interviewees willing to participate in the panel of the birth cohorts 1956 to 1986 of the forerunner study 2007/08 (ALWA).

2 Complementary sample Adults (panel start 2009/10, refreshment and augmentation sample)

2.1 Target persons Adults of birth cohorts 1944 to 1986

Sample Panel sample. Follow-up survey with interviewees willing to participate in the panel.

3 Complementary sample Adults (panel start 2011/12)

3.1 Target persons Adults of birth cohorts 1944 to 1986

Sample Sample drawn from the register of residents (with the selection stages communities and individuals). The sample contains individuals from the birth cohorts 1944 to 1986.

4 Data collection infas – Institute for Applied Social Sciences, Bonn

5 Mode of survey Computer-assisted telephone interviews (CATI) or computer-assisted personal interview (CAPI)

7 Wave 7: Main Study 2014/15

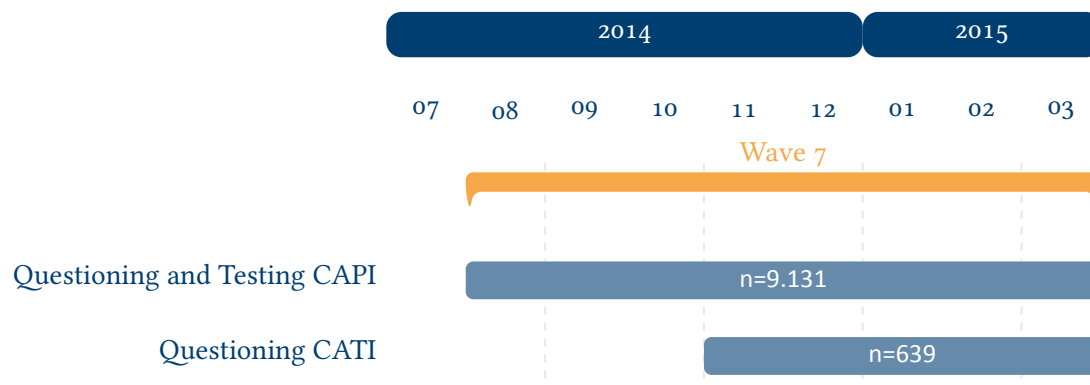


Figure 8: Field times and realized case numbers in wave 7

1 Master sample Adults (panel start 2007/08, ALWA)

1.1 Target persons Adults of birth cohorts 1956 to 1986

Sample Panel sample. Follow-up survey with interviewees willing to participate in the panel of the birth cohorts 1956 to 1986 of the forerunner study 2007/08 (ALWA).

2 Complementary sample Adults (panel start 2009/10, refreshment and augmentation sample)

2.1 Target persons Adults of birth cohorts 1944 to 1986

Sample Panel sample. Follow-up survey with interviewees willing to participate in the panel.

3 Complementary sample Adults (panel start 2011/12)

3.1 Target persons Adults of birth cohorts 1944 to 1986

Sample Sample drawn from the register of residents (with the selection stages communities and individuals). The sample contains individuals from the birth cohorts 1944 to 1986.

4 Data collection infas – Institute for Applied Social Sciences, Bonn

5 Mode of survey Computer-assisted personal interviews (CAPI) and competence tests or computer-assisted telephone interviews (CATI)

8 Wave 8: Main Study 2015/16

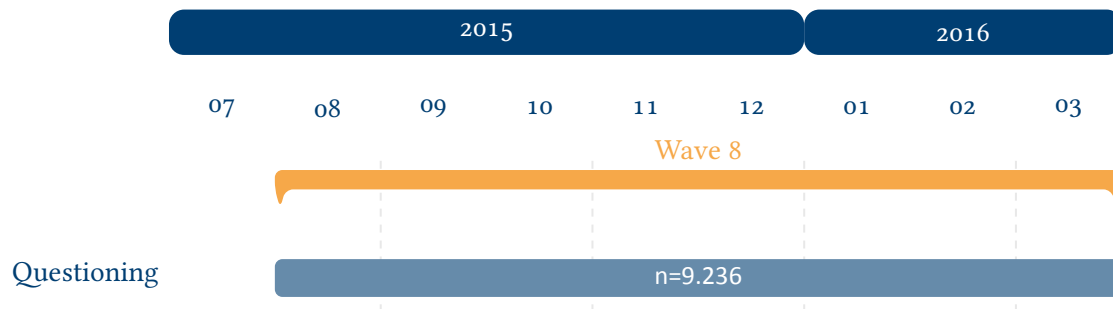


Figure 9: Field times and realized case numbers in wave 8

1 Master sample Adults (panel start 2007/08, ALWA)

1.1 Target persons Adults of birth cohorts 1956 to 1986

Sample Panel sample. Follow-up survey with interviewees willing to participate in the panel of the birth cohorts 1956 to 1986 of the forerunner study 2007/08 (ALWA).

2 Complementary sample Adults (panel start 2009/10, refreshment and augmentation sample)

2.1 Target persons Adults of birth cohorts 1944 to 1986

Sample Panel sample. Follow-up survey with interviewees willing to participate in the panel.

3 Complementary sample Adults (panel start 2011/12)

3.1 Target persons Adults of birth cohorts 1944 to 1986

Sample Sample drawn from the register of residents (with the selection stages communities and individuals). The sample contains individuals from the birth cohorts 1944 to 1986.

4 Data collection infas – Institute for Applied Social Sciences, Bonn

5 Mode of survey Computer-assisted telephone interviews (CATI) and computer-assisted personal interviews (CAPI)