

Starting Cohort 5: Students (SC5) Study Overview Waves 1 to 8

Copyrighted Material
Leibniz Institute for Educational Trajectories (LifBi)
Wilhelmsplatz 3, 96047 Bamberg
Director: Prof. Dr. Hans-Günther Roßbach
Executive Director of Research: Dr. Jutta von Maurice
Executive Director of Administration: Dr. Robert Polgar
Bamberg, 2016



Contents

Surveys of Starting Cohort 5 - Students	1
1 Wave 1: Main Study 2010-2012	3
2 Wave 2: Main Study 2011	4
3 Wave 3: Main study 2012	5
4 Wave 4: Main Study 2012	6
5 Wave 5: Main Study 2013	7
6 Wave 6: Main Study 2013/2014	8
7 Wave 7: Main study 2014	9
8 Wave 8: Main Study 2014	10



List of Figures

1	Survey progress of the Starting Cohort 5 (waves 1-8)	2
2	Field times and realized case numbers in wave 1	3
3	Field times and realized case numbers in wave 2	4
4	Field times and realized case numbers in wave 3	5
5	Field times and realized case numbers in wave 4	6
6	Field times and realized case numbers in wave 5	7
7	Field times and realized case numbers in wave 6	8
8	Field times and realized case numbers in wave 7	9
9	Field times and realized case numbers in wave 8	10



Surveys of Starting Cohort 5 - Students

The present study documentation gives an overview of the progress of the main surveys, which will contribute to the Scientific Use Files (SUFs). Figure 1 presents a general view on the field times of the target persons for waves 1 to 8. In the wave-specific overviews starting from section 1 not only the questioned target and context persons are defined but case numbers and field times, as well. This information is taken from the corresponding field and method reports and might differ slightly from the numbers in the data sets of the SUFs. In case of larger deviations the corrected number of cases of the SUF are further adjusted. In the section of the documentation of research data, the already mentioned reports, which also provide detailed information for the survey progress, as well as further materials for the data of the Starting Cohort 5 can be found:

→ www.neps-data.de > Research Data > Starting Cohort Students > Documentation

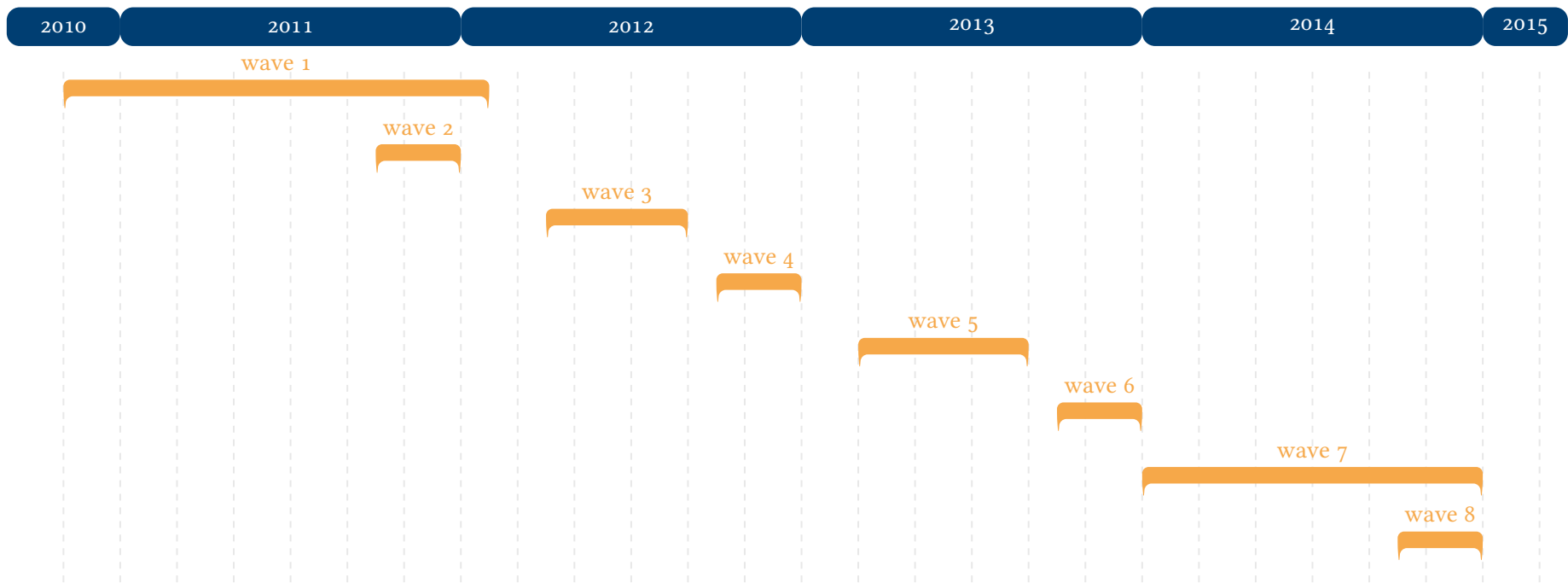


Figure 1: Survey progress of the Starting Cohort 5 (waves 1-8)

1 Wave 1: Main Study 2010-2012

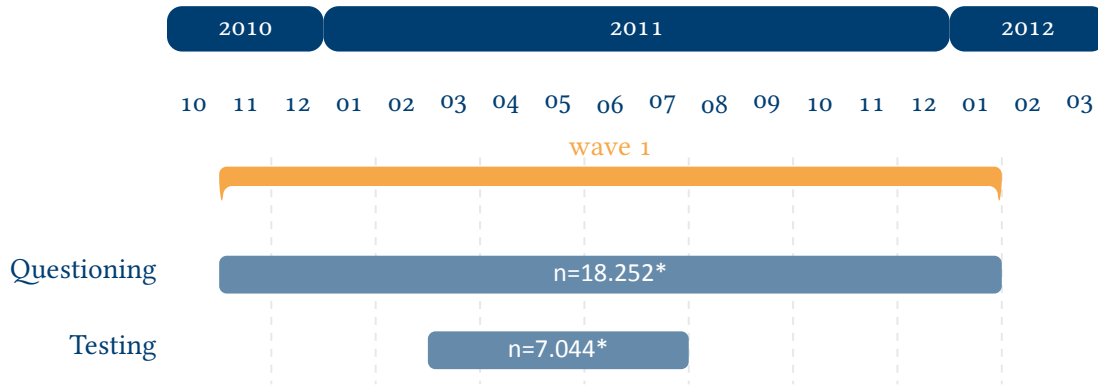


Figure 2: Field times and realized case numbers in wave 1

*In this wave considerable deviations between the reported numbers in the method report and the corrected data took place. After data edition, survey data of 17.910 target persons and test data of 5.949 target persons are available for SUF SC5:6.o.o.

1 Master sample First-Year Students (panel start 2010/11)

1.1 Target persons First-Year Students of winter semester 2010/11

Sample A single-level stratified cluster sample was drawn out of a population of first-year students (students in the first university semester and in the first degree/undergraduate), who are enrolled in a bachelor degree course, a state examination course or a course which graduates an artistic or a clerical degree at public as well as at state-approved clerical and other private colleges. Thereby each study area of a certain college represents a cluster. During the drawing students at private colleges and students of teaching were considered disproportionately. Besides, a complete survey with non-traditional students (people with vocational qualifications who do not have an educational university entrance qualification) was conducted at the colleges willing to participate.

2 Data collection infas – Institute for Applied Social Sciences, Bonn

3 Mode of survey Written questionnaires (in each case for recruiting and competence test, PAPI) and computer-assisted telephone interview (CATI)

2 Wave 2: Main Study 2011

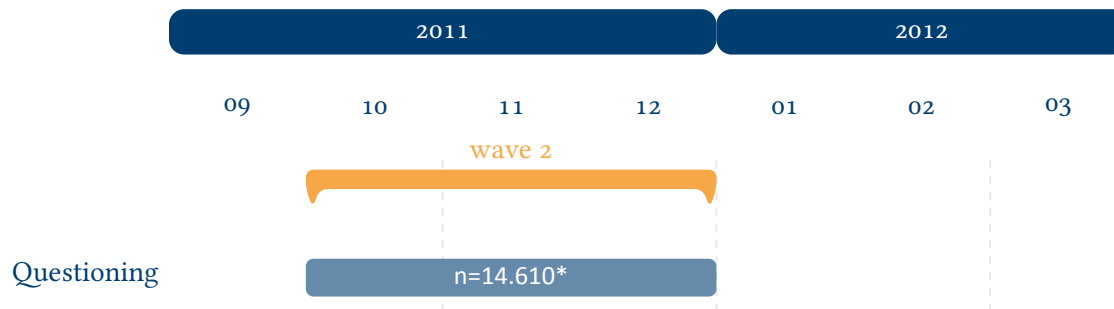


Figure 3: Field times and realized case numbers in wave 2

*In this wave considerable deviations between the reported numbers in the method report and the corrected data took place. After data edition, survey data of 12.273 target persons are available for SUF SC5:6.0.0.

1 Master sample First-Year Students (panel start 2010/11)

1.1 Target persons First-Year Students of winter semester 2010/11

Sample Survey with the participants of the main survey 2010/2011 additional to CATI-survey.

2 Data collection DZHW - German Centre for Higher Education Research and Science Studies, Hannover

3 Mode of survey Online survey (CAWI)

3 Wave 3: Main study 2012

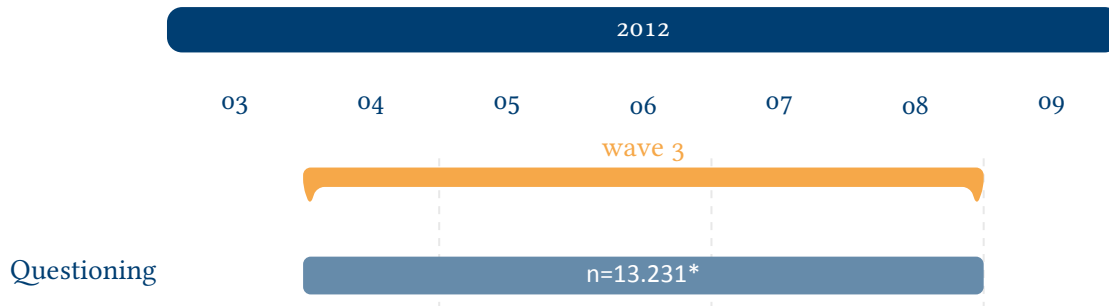


Figure 4: Field times and realized case numbers in wave 3

*In this wave considerable deviations between the reported numbers in the method report and the corrected data took place. After data edition, survey data of 13.113 target persons are available for SUF SC5:6.0.0.

1 Master sample First-Year Students (panel start 2010/11)

1.1 Target persons First-Year Students of winter semester 2010/11

Sample Panel sample. Follow-up survey with interviewees willing to participate in the panel.

2 Data collection infas – Institute for Applied Social Sciences, Bonn

3 Mode of survey Computer-assisted telephone interview (CATI)

4 Wave 4: Main Study 2012

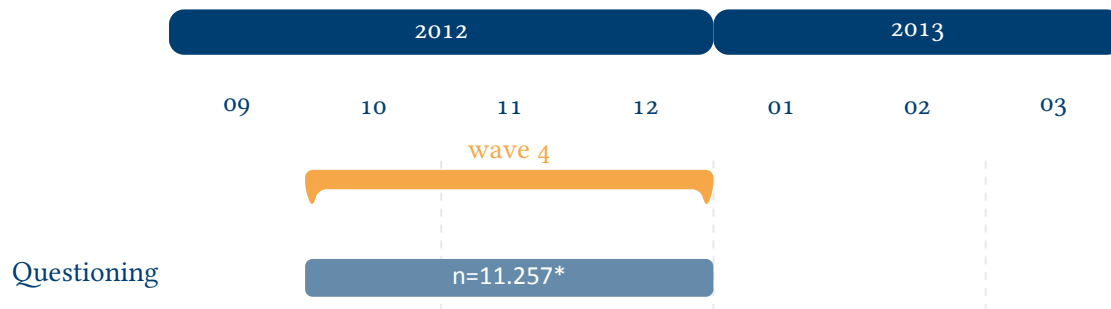


Figure 5: Field times and realized case numbers in wave 4

*In this wave considerable deviations between the reported numbers in the method report and the corrected data took place. After data edition, survey data of 11.202 target persons are available for SUF SC5:6.0.0.

1 Master sample First-Year Students (panel start 2010/11)

1.1 Target persons First-Year Students of winter semester 2010/11

Sample Panel sample. Follow-up survey with interviewees willing to participate in the panel.

2 Data collection DZHW - German Centre for Higher Education Research and Science Studies, Hannover

3 Mode of survey Online survey (CAWI)

5 Wave 5: Main Study 2013

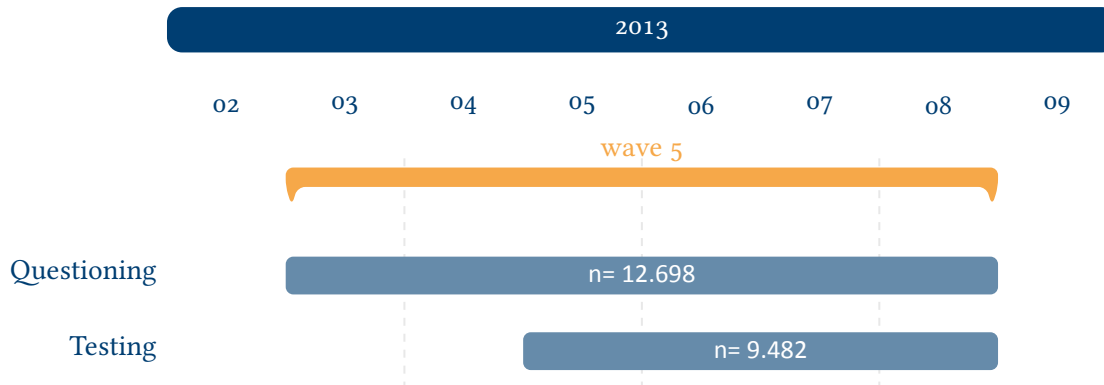


Figure 6: Field times and realized case numbers in wave 5

1 Master sample First-Year Students (panel start 2010/11)

1.1 Target persons First-Year Students of winter semester 2010/11

Sample Panel sample. Follow-up survey with interviewees willing to participate in the panel.

2 Data collection infas – Institute for Applied Social Sciences, Bonn

3 Mode of survey Computer-assisted telephone interview (CATI) and group testing (conventional paper-based testing (PAPI), paper-based testing with electronic pens (E-Pen) or computer-based testing with notebooks (CBA)) or individual testing (computer-based on-line testing, CBWA)

6 Wave 6: Main Study 2013/2014

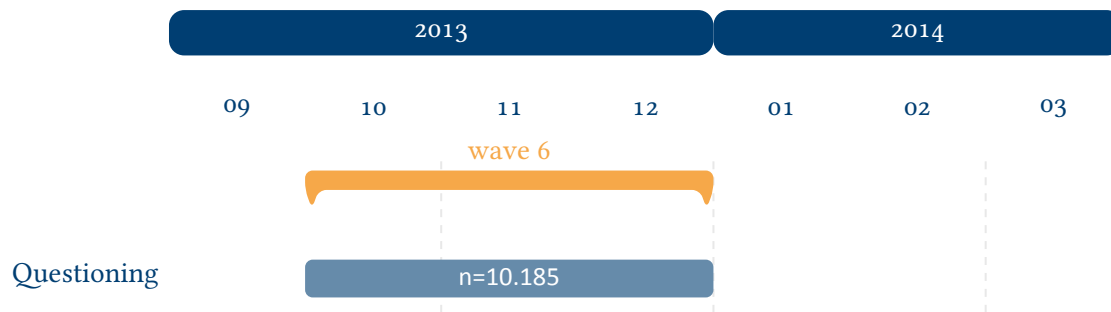


Figure 7: Field times and realized case numbers in wave 6

1 Master sample First-Year Students (panel start 2010/11)

1.1 Target persons First-Year Students of winter semester 2010/11

Sample Panel sample. Follow-up survey with interviewees willing to participate in the panel.

2 Data collection DZHW - German Centre for Higher Education Research and Science Studies, Hannover

3 Mode of survey Online survey (CAWI)

7 Wave 7: Main study 2014

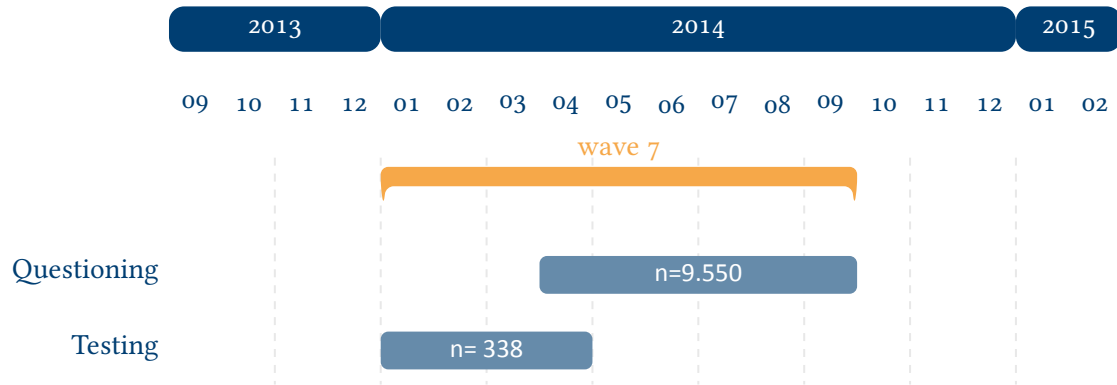


Figure 8: Field times and realized case numbers in wave 7

1 Master sample First-Year Students (panel start 2010/11)

2 Subsample First-Year Students of winter semester 2010/11 minus the teaching-oversampling

2.1 Target persons Questioning: First-Year Students of winter semester 2010/11 minus the teaching-oversampling

Sample Panel sample. Follow-up survey with the subsample.

3 Subsample First-Year Students of winter semester 2010/11 who study an economic subject or have graduated from such studies.

3.1 Target persons Testing: First-Year Students of winter semester 2010/11 who study an economic subject or have graduated from such studies.

Sample Panel sample. Follow-up survey with the subsample.

3 Data collection DZHW - German Centre for Higher Education Research and Science Studies, Hannover

4 Mode of survey Computer-assisted telephone interview (CATI) with subsample 2 and paper-based competence testing within a personal-verbal interview (CAPI) with subsample 3

8 Wave 8: Main Study 2014

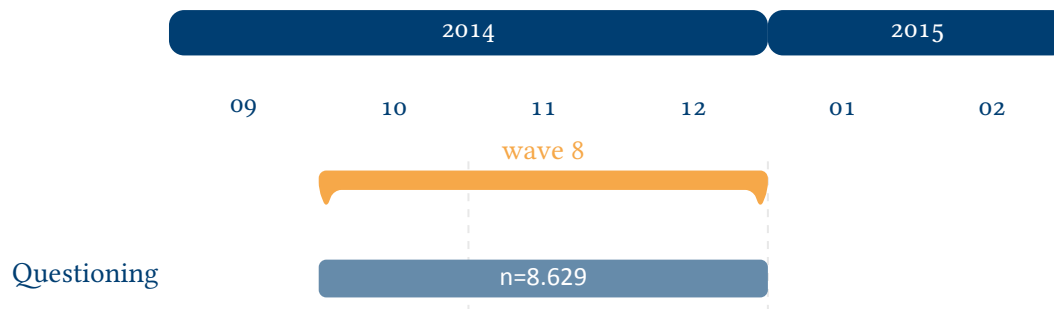


Figure 9: Field times and realized case numbers in wave 8

1 Master sample First-Year Students (panel start 2010/11)

1.1 Target persons First-Year Students of winter semester 2010/11

Sample Panel sample. Follow-up survey with interviewees willing to participate in the panel.

2 Data collection DZHW - German Centre for Higher Education Research and Science Studies, Hannover

3 Mode of survey Online survey (CAWI)