

NEPS

National Educational Panel Study

Research Data

Starting Cohort 4: Grade 9 (SC4) Study Overview Waves 1 to 6

A STUDY BY

LifBi

LEIBNIZ INSTITUTE FOR
EDUCATIONAL TRAJECTORIES



Copyrighted Material
Leibniz Institute for Educational Trajectories (LifBi)
Wilhelmsplatz 3, 96047 Bamberg
Director: Prof. Dr. Hans-Günther Roßbach
Executive Director of Research: Dr. Jutta von Maurice
Executive Director of Administration: Dr. Robert Polgar
Bamberg, 2015



Contents

Surveys of Starting Cohort 4 –Grade 9	1
1 Wave 1: Main Study 2010/11	2
2 Wave 2: Main Study 2010/11	4
3 Wave 3: Main Study 2011/12	5
4 Wave 4: Main Study 2011/12	7
5 Wave 5: Main Study 2012/13	8
6 Wave 6: Main Study 2012/13	10



List of Figures

1	Survey progress of the Starting Cohort 4 (waves 1-6)	1
2	Field times and realized case numbers in wave 1	2
3	Field times and realized case numbers in wave 2	4
4	Field times and realized case numbers in wave 3	5
5	Field times and realized case numbers in wave 4	7
6	Field times and realized case numbers in wave 5	8
7	Field times and realized case numbers in wave 6	10

Surveys of Starting Cohort 4 – Grade 9

The present study documentation gives an overview of the progress of the main surveys, which will contribute to the Scientific Use Files (SUFs). Figure 1 presents a general view on the field times of the target persons for waves 1 to 6.

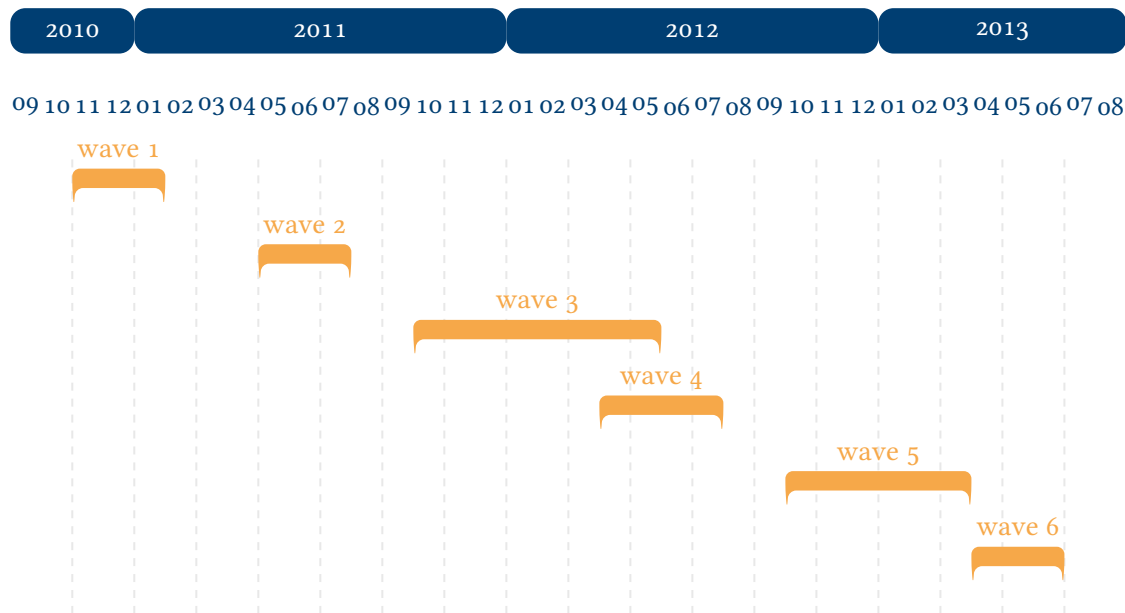


Figure 1: Survey progress of the Starting Cohort 4 (waves 1-6)

In the wave-specific overviews starting from section 1 not only the questioned target and context persons are defined but the case numbers and field times, as well. This information is taken from the corresponding field and method reports and might differ slightly from the numbers in the data sets of the SUFs. In the section of the documentation of research data, the already mentioned field and method reports, which also provide detailed information for the survey progress, as well as further materials for the data of the Starting Cohort 4 can be found:

→ www.neps-data.de > Data and Documentation > Starting Cohort Grade 9 > Documentation

1 Wave 1: Main Study 2010/11

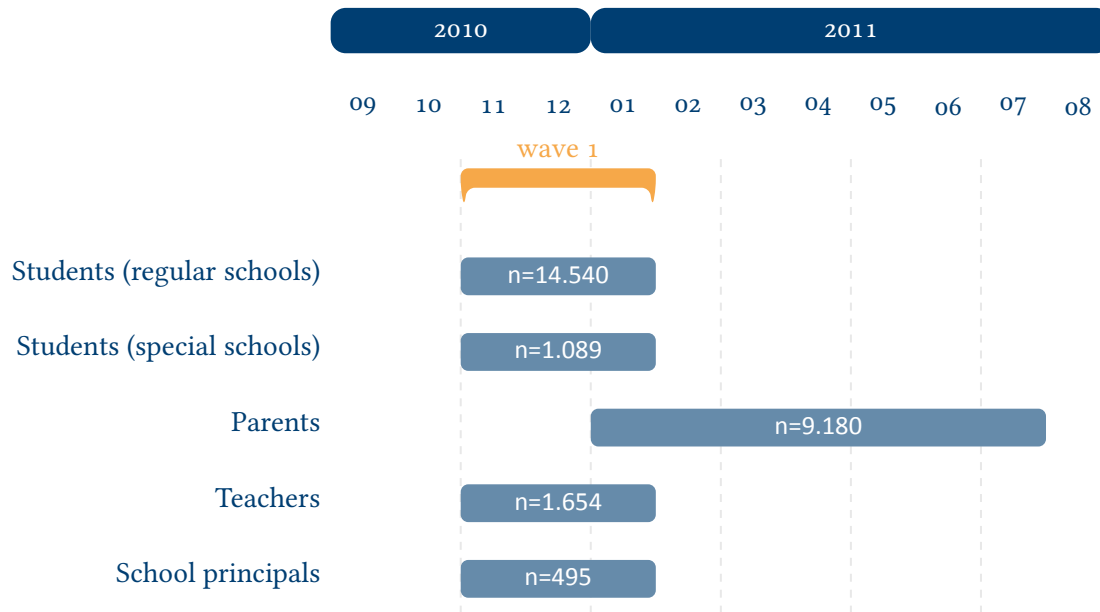


Figure 2: Field times and realized case numbers in wave 1

1 Master sample Grade 9 students (panel start 2010)

1.1 Target persons Grade 9 students at regular schools

Sample Stratified cluster sampling with the following selection stages: 1. Random sampling of regular schools at lower secondary level. We distinguish between five types of schools (grammar schools, middle secondary schools, lower secondary schools, comprehensive schools, and schools offering all tracks of secondary education except the grammar school track). These school types serve as strata, from which the schools are drawn proportional to their number of classes. Through different sampling rates within the five strata an oversampling of schools in which students are likely to change into vocational training is implemented. 2. Random selection of Grade 9 classes at the selected schools. Two Grade 9 classes, if the school has them, are selected. 3. All students of the selected classes are invited to participate in the study.

1.2 Target persons Grade 9 students at special schools

Sample Cluster sampling with the following selection stages: 1. Selection of special schools by size-proportional random selection. 2. Selection of all students in Grade 9 within selected schools (= full sample survey of Grade 9).

1.3 Context persons Parents

Definition All parents of selected students are invited to participate.

1.4 Context persons Teachers

Definition All class teachers and teachers of the subjects German and Mathematics of the selected students are invited to participate.

1.5 Context persons School principals

Definition All principals of the selected schools are invited to participate.

2. Data collection IEA DPC – IEA Data Processing and Research Center, Hamburg (responsible for the testing and questioning at the schools) and infas – Institute for Applied Social Sciences, Bonn (responsible for the parent CATI)

3. Mode of survey Written questionnaires for the students, teachers, and school principals (PAPI), competence tests for the students (PAPI), and computer-assisted telephone interviews of the parents (CATI)

2 Wave 2: Main Study 2010/11

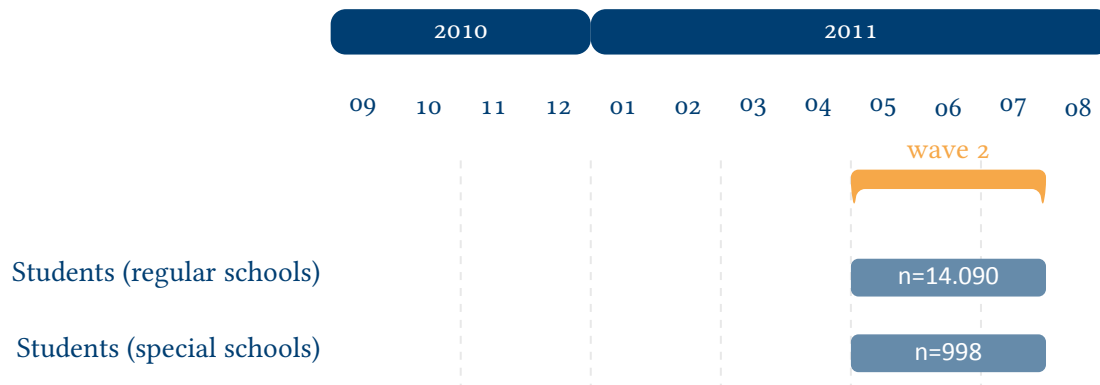


Figure 3: Field times and realized case numbers in wave 2

1 Master sample Grade 9 students (panel start 2010)

1.1 Target persons Grade 9 students at regular schools

Sample Panel sample. Follow-up survey and testing of selected students from regular schools from the main study 2010/11 who were prepared to participate.

1.2 Target persons Grade 9 students at special schools

Sample Panel sample. Follow-up survey of selected students from special schools of the main study 2010/11 who were prepared to participate.

2 Data collection IEA DPC – IEA Data Processing and Research Center, Hamburg (responsible for the testing and questioning at schools)

3 Mode of survey Written questionnaires for the students (PAPI) and competence tests for the students (PAPI)

3 Wave 3: Main Study 2011/12

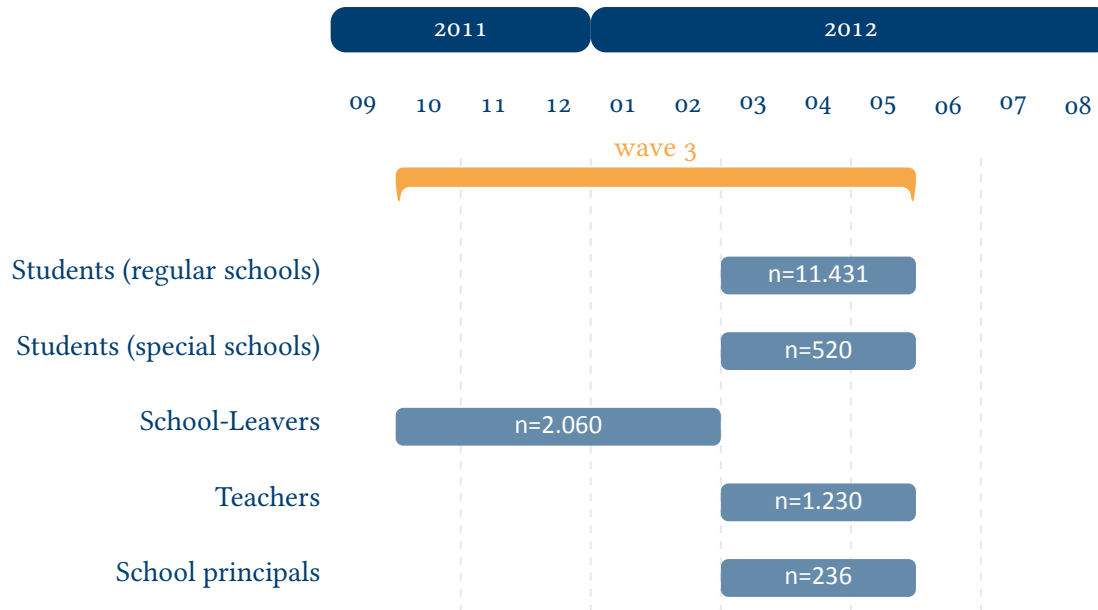


Figure 4: Field times and realized case numbers in wave 3

1 Master sample Grade 9 students (panel start 2010)

1.1 Target persons Grade 10 students at regular schools

Sample Panel sample. Follow-up survey and testing of selected students from regular schools from the main study 2010/11 who were prepared to participate.

1.2 Target persons Grade 10 students at special schools

Sample Panel sample. Follow-up survey of selected students from special schools from the main study 2010/11 who were prepared to participate.

1.3 Target persons Adolescents who have left regular or special schools after Grade 9

Sample Panel sample. Follow-up survey of selected students from regular or special schools from the main study 2010/11 who were prepared to participate.

1.4 Context persons Teachers

Definition All class teachers and teachers of the subjects German and Mathematics of the selected students are invited to participate

1.5 Context persons School principals

Definition All principals of the selected schools that did not fill out a PAPI questionnaire for the main survey in Grade 6 in 2011 (SC3, Wave 2) are invited to participate.

2 Data collection IEA DPC – IEA Data Processing and Research Center, Hamburg (responsible for the testing and questioning at schools) and infas – Institute for Applied Social Sciences, Bonn

3 Mode of survey Written questionnaires for the students, teachers, and school principals (PAPI), competence tests for the students (PAPI), computer-assisted telephone (CATI) or computer-assisted personal interviews (CAPI) of school-leavers

4 Wave 4: Main Study 2011/12

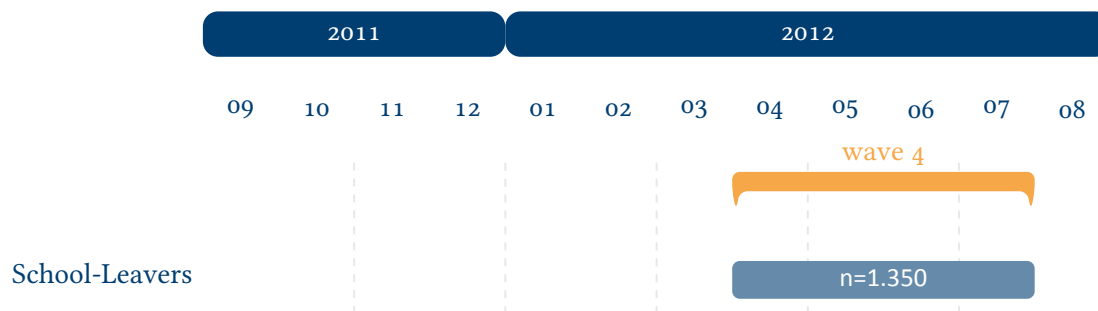


Figure 5: Field times and realized case numbers in wave 4

1 Master sample Grade 9 students (panel start 2010)

1.1 Target persons Adolescents who have left regular or special schools after Grade 9 and who already participated as school leaver

Sample Panel sample. Follow-up survey of selected students from regular or special schools from the main study 2010/11 who were prepared to participate.

2 Data collection infas – Institute for Applied Social Sciences, Bonn

3 Mode of survey Computer-assisted telephone interviews (CATI) of the school leavers

5 Wave 5: Main Study 2012/13

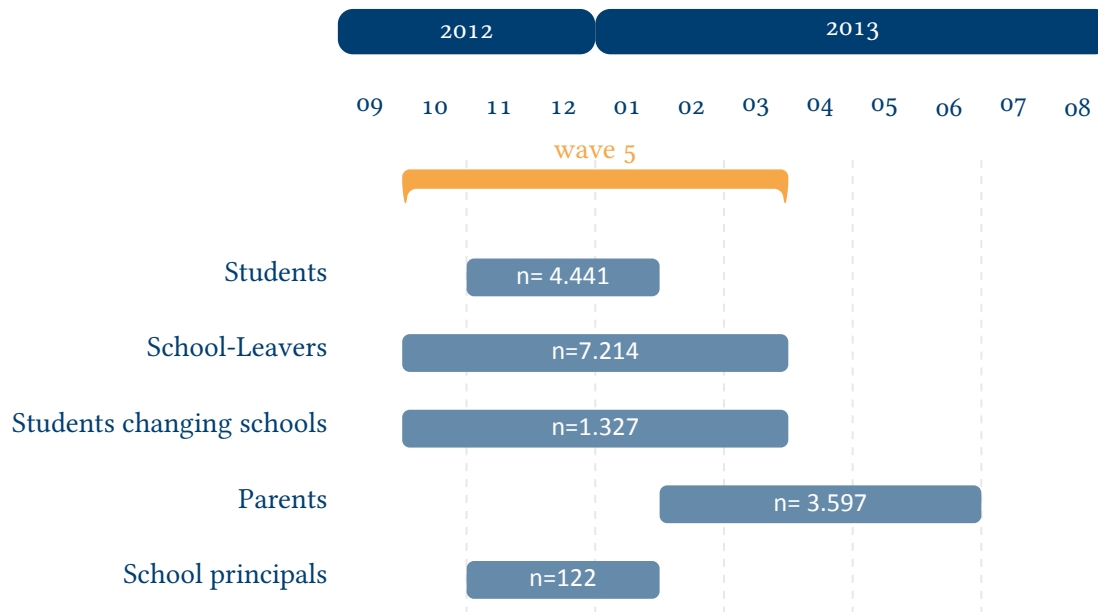


Figure 6: Field times and realized case numbers in wave 5

1 Master sample Grade 9 students (panel start 2010)

1.1 Target persons Grade 11 students at regular schools

Sample Panel sample. Follow-up survey and testing of selected students from regular schools from the main study 2010/11 who were prepared to participate.

1.2 Target persons Adolescents who have left regular or special schools after Grade 9 or 10

Sample Panel sample. Follow-up survey of selected students from regular or special schools from the main study 2010/11 who were prepared to participate.

1.3 Target persons Students who changed to another general educating school

Sample Panel sample. Follow-up survey of selected students from regular or special schools from the main study 2010/11 who were prepared to participate.

1.4 Context persons Parents

Definition All parents of selected students are invited to participate.

1.5 Context persons School principals

Definition All principals of the selected schools are invited to participate.

2 Data collection infas – Institute for Applied Social Sciences, Bonn (responsible for CATI, CAPI and Online-Surveys) and IEA DPC- IEA Data Processing and Research Center, Hamburg (responsible for testing and questioning at schools)

3 Mode of survey Written questionnaires for the students and school principals (PAPI), competence tests for the students (PAPI), computer-assisted telephone interviews of the parents (CATI), computer-assisted (CATI) or computer-assisted personal interviews (CAPI) plus if

applicable additional online-surveys for school leavers and students who changed to another general educating school

6 Wave 6: Main Study 2012/13

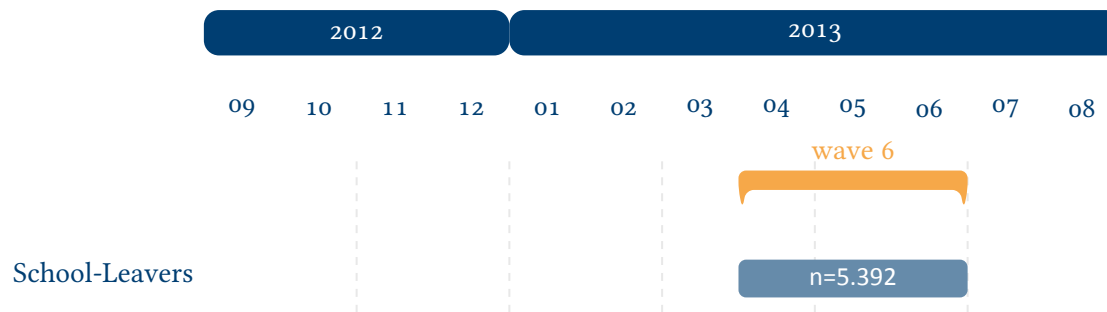


Figure 7: Field times and realized case numbers in wave 6

1 Master sample Grade 9 students (panel start 2010)

1.1 Target persons Adolescents who have left regular or special schools after Grade 9 or 10 and who already participated as school-leaver

Sample Panel sample. Follow-up survey of selected students from regular or special schools from the main study 2010/11 who were prepared to participate.

2 Data collection infas – Institute for Applied Social Sciences, Bonn

3 Mode of survey Computer-assisted telephone interviews (CATI)