

NEPS

National Educational Panel Study

## Study Overview

NEPS Starting Cohort 3 — Grade 5

*Paths Through Lower Secondary School —  
Educational Pathways of Students in Grade 5  
and Higher*

Waves 1 to 9

Research Data

LifBi

LEIBNIZ INSTITUTE FOR  
EDUCATIONAL TRAJECTORIES

Copyrighted Material  
Leibniz Institute for Educational Trajectories (LifBi)  
Wilhelmsplatz 3, 96047 Bamberg  
Director: Prof. Dr. Cordula Artelt  
Executive Director of Research: Dr. Jutta von Maurice  
Executive Director of Administration: Dr. Robert Polgar  
Bamberg; October 17, 2019



# Contents

<b>Surveys of Starting Cohort 3 – Grade 5</b>	<b>1</b>
<b>1 Wave 1: Main Study 2010/11</b>	<b>3</b>
<b>2 Wave 2: Main Study 2011/12</b>	<b>5</b>
<b>3 Wave 3: Main Study 2012/13</b>	<b>7</b>
<b>4 Wave 4: Main Study 2013/14</b>	<b>9</b>
<b>5 Wave 5: Main Study 2014/15</b>	<b>11</b>
<b>6 Wave 6: Main Study 2015</b>	<b>12</b>
<b>7 Wave 7: Main Study 2016</b>	<b>13</b>
<b>8 Wave 8: Main Study 2016/2017</b>	<b>15</b>
<b>9 Wave 9: Main Study 2017/2018</b>	<b>17</b>



# List of Figures

1	Survey progress of Starting Cohort 3 (waves 1-9) . . . . .	2
2	Field times and realized case numbers in wave 1 . . . . .	3
3	Field times and realized case numbers in wave 2 . . . . .	5
4	Field times and realized case numbers in wave 3 . . . . .	7
5	Field times and realized case numbers in wave 4 . . . . .	9
6	Field times and realized case numbers in wave 5 . . . . .	11
7	Field times and realized case numbers in wave 6 . . . . .	12
8	Field times and realized case numbers in wave 7 . . . . .	13
9	Field times and realized case numbers in wave 8 . . . . .	15
10	Field times and realized case numbers in wave 9 . . . . .	17



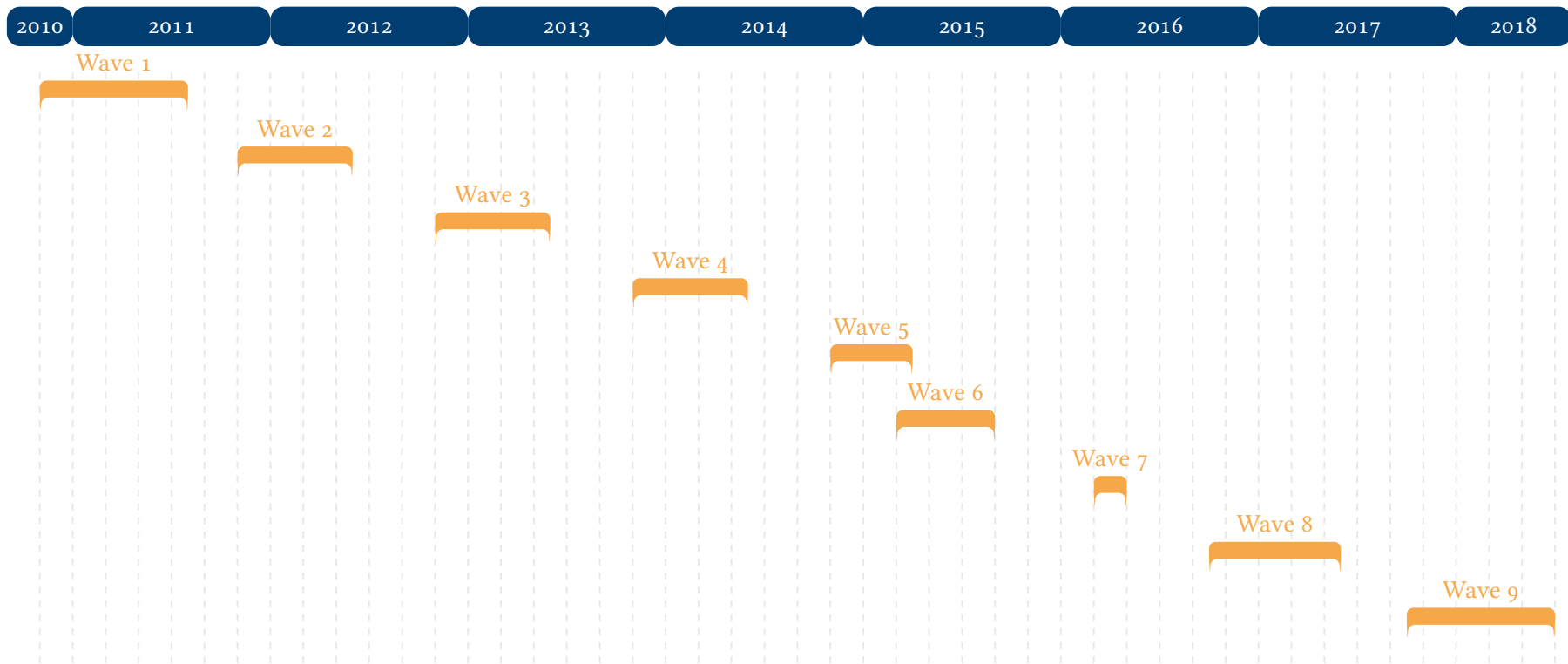
# Surveys of Starting Cohort 3 – Grade 5

This study documentation provides an overview of the course of the main surveys that are included in the Scientific Use Files (SUFs).

Figure 1 gives an overview of the field times of the target persons for waves 1 to 9.

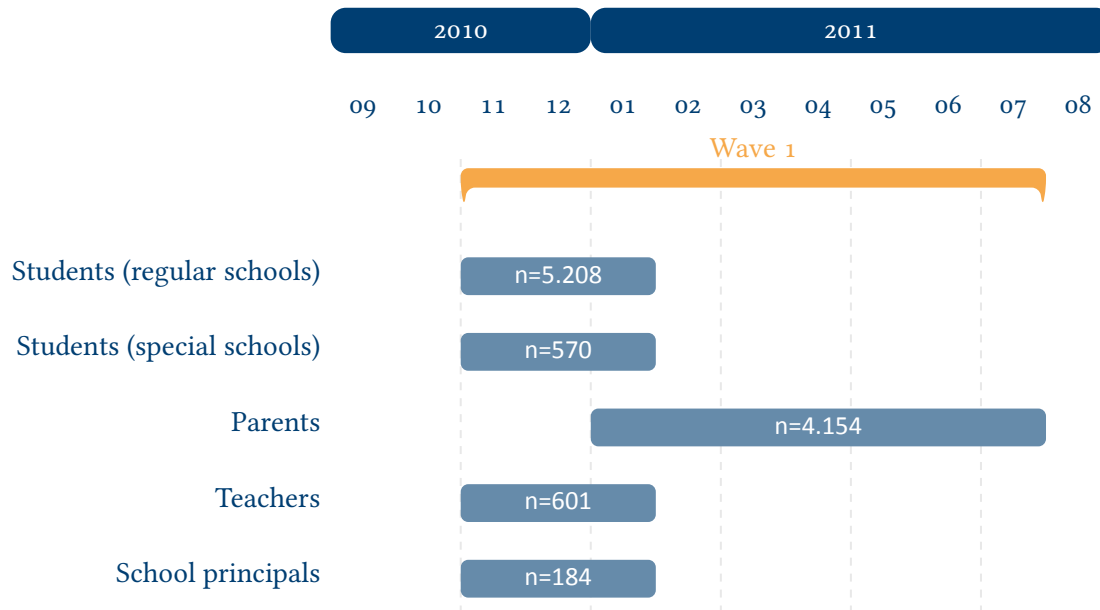
In the wave-specific overviews from section 1 on the interviewed target and context persons as well as defined case numbers and field times are named. This information is taken from the respective field reports and may differ slightly from the figures in the SUF datasets. In addition to the field reports mentioned above, which also provide detailed information on the course of the survey, further materials on the data of the starting cohort 3 can be found in the area of research data documentation:

→ [www.neps-data.de](http://www.neps-data.de) > Research Data > Starting Cohort Grade 5 > Documentation



**Figure 1:** Survey progress of Starting Cohort 3 (waves 1-9)

# 1 Wave 1: Main Study 2010/11



**Figure 2:** Field times and realized case numbers in wave 1

## 1 Master sample Grade 5 students (panel start 2010/11)

### 1.1 Target persons Grade 5 students at regular schools

**Sample** Multi-stage stratified cluster sampling with the following selection stages: 1. Random sampling of regular schools at lower secondary level. During this stage the regular schools used in Starting Cohort 4—Grade 9 are redrawn. With the help of a size-proportional random selection, regular schools are selected from this pool for Grade 5. In addition, we draw on schools that teach students in Grade 5, but not Grade 9. 2. Random selection of Grade 5 classes within the selected schools. Two Grade 5 classes are selected per school. 3. All students of the selected classes are invited to participate in the study.

### 1.2 Target persons Grade 5 students at special schools

**Sample** Multi-stage cluster sampling with the following selection stages: In the first stage, a random sample of special schools is taken. During this process, the special schools already used in Starting Cohort 4—Grade 9 are redrawn. With the help of a simple random selection, special schools are selected from this pool for Grade 5. In the second stage, all students attending Grade 5 at the selected schools are invited to participate (= full sample survey of Grade 5).

## 2 Context persons

### 2.1 Context persons Parents

**Definition** All parents of the selected students are invited to participate.

### 2.2 Context persons Teachers

**Definition** All class teachers and teachers of the subjects German and Mathematics of the selected students are invited to participate.

### 2.3 Context persons School principals

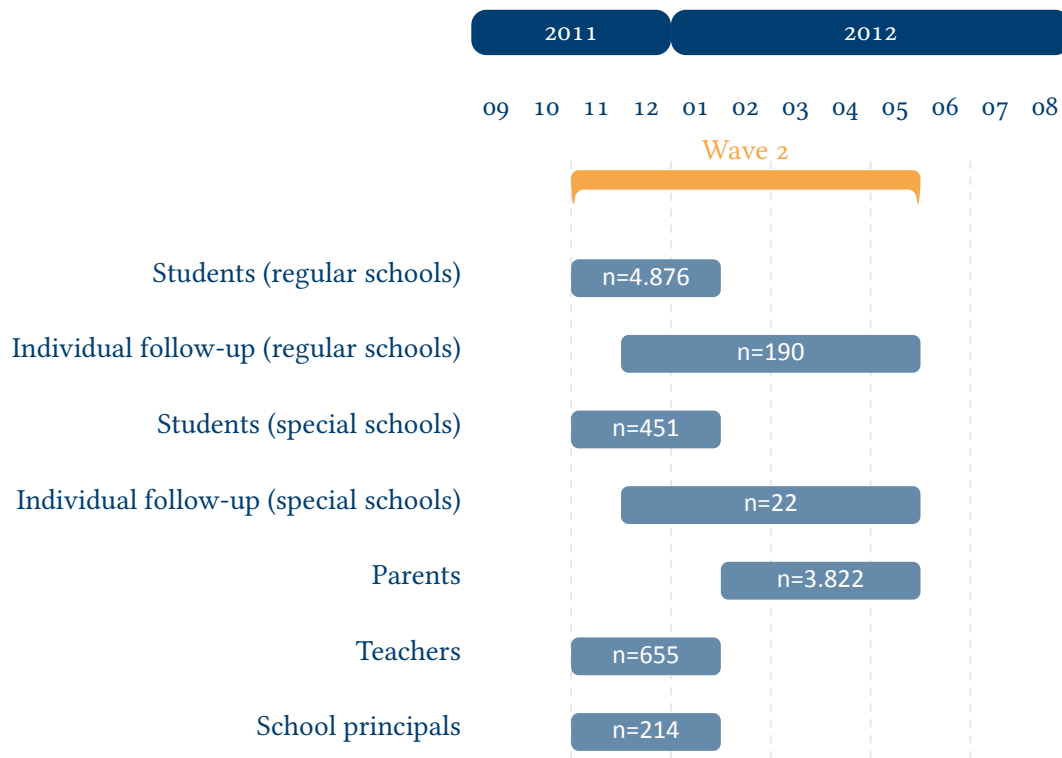
**Definition** All principals of the selected schools are invited to participate.

**3 Data collection** IEA DPC – IEA Data Processing and Research Center, Hamburg (responsible for the testing and questioning in the schools) and infas – Institute for Applied Social Sciences, Bonn (responsible for the parent CATI)

**4 Mode of survey** Written questionnaires for the students, teachers, and school principals (PAPI), competence tests for the students (PAPI) and computer-assisted telephone interviews of the parents (CATI)

## 2

## Wave 2: Main Study 2011/12



**Figure 3:** Field times and realized case numbers in wave 2

**1 Master sample** Grade 5 students (panel start 2010/11)

**1.1 Target persons** Grade 6 students at regular schools

**Sample** Panel sample. Follow-up survey and testing of selected students from regular schools from the main study 2010 who were willing to participate.

**1.2 Target persons** Grade 6 students at special schools

**Sample** Panel Sample. Follow-up survey and testing of students from special schools from the main study 2010 who were willing to participate.

**2 Context persons**

**2.1 Context persons** Parents

**Definition** All parents of the selected students who were willing to participate in the parent CATI in 2011 are invited to a new questionnaire in 2012.

**2.2 Context persons** Teachers

**Definition** All class teachers and teachers of the subjects German and Mathematics of the selected students are invited to participate in the study.

**2.3 Context persons** School principals

**Definition** All principals of the selected schools are invited to participate.

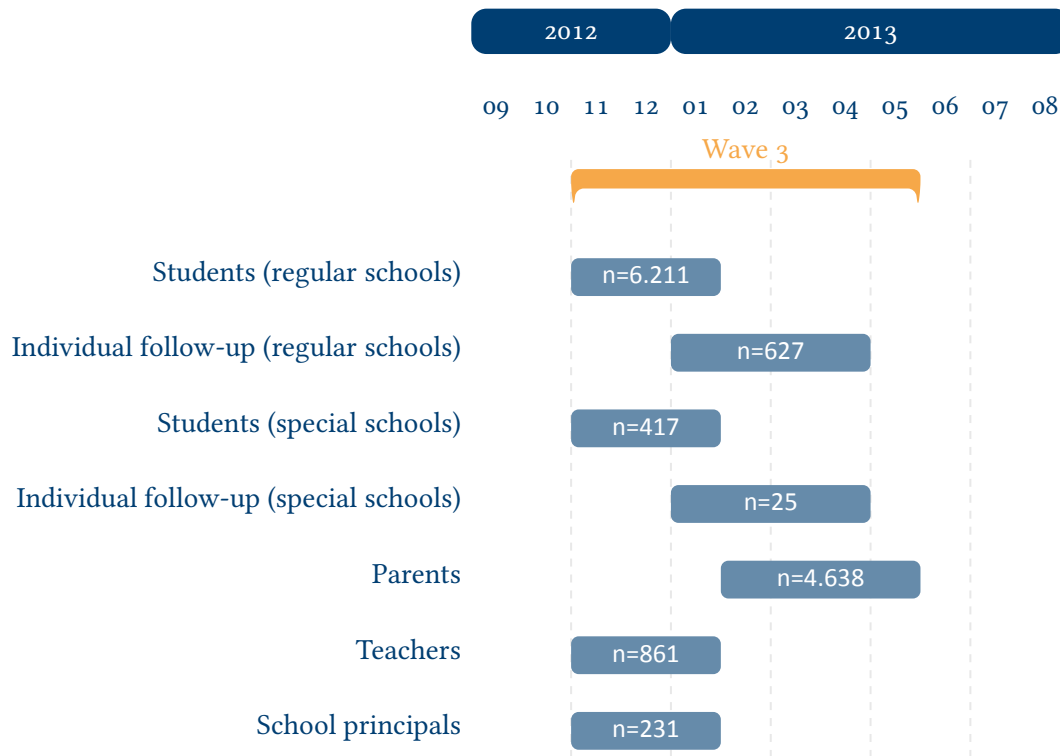


## **2 Wave 2: Main Study 2011/12**

**3 Data collection** IEA DPC – IEA Data Processing and Research Center, Hamburg (responsible for the testing and questioning at the schools) and infas – Institute for Applied Social Sciences, Bonn (responsible for the parent CATI)

**4 Mode of survey** Written questionnaires for the students, teachers, and school principals (PAPI), competence tests for the students (PAPI) and computer-assisted telephone interviews of the parents (CATI)

# 3 Wave 3: Main Study 2012/13



**Figure 4:** Field times and realized case numbers in wave 3

## 1 Master sample Grade 5 students (panel start 2010/11)

### 1.1 Target persons Grade 7 students at regular schools

**Sample** Panel sample. Follow-up survey and testing of selected students from regular schools from the main study 2010 who were willing to participate.

### 1.2 Target persons Grade 7 students at special schools

**Sample** Panel sample. Follow-up survey and testing of students from special schools from the main study 2010 who were willing to participate.

## 2 Refreshment sample Grade 7 students (panel start 2012/13)

### 2.1 Target persons Grade 7 students at regular schools

**Sample** Refreshment sample. First-time questioning and testing of selected students

### 2.2 Target persons Grade 7 students at special schools

**Sample** Refreshment sample. First-time questioning and testing of selected students

## 3 Context persons

### 3.1 Context persons Parents

**Definition** All parents of the selected students are invited to participate.

### 3.2 Context persons Teachers

**Definition** All class teachers and teachers of the subjects German and Mathematics of the selected students are invited to participate.

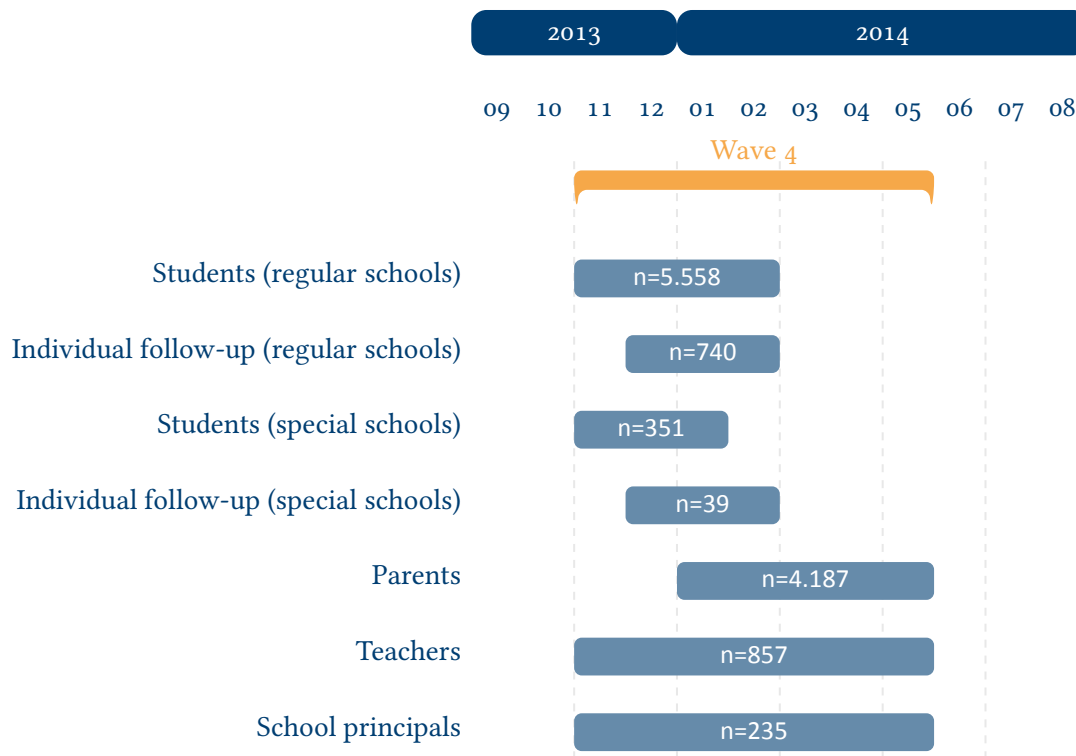
**3.3 Context persons** School principals

**Definition** All principals of the selected schools are invited to participate.

**4 Data collection** IEA DPC – IEA Data Processing and Research Center, Hamburg (responsible for the testing and questioning at the schools) and infas – Institute for Applied Social Sciences, Bonn (responsible for the parent CATI)

**5 Mode of survey** Written questionnaire for the students, teachers, and school principals (PAPI), competence tests for the students (PAPI) and computer-assisted telephone interview of the parents (CATI), in school context and as individual follow-ups.

# 4 Wave 4: Main Study 2013/14



**Figure 5:** Field times and realized case numbers in wave 4

## 1 Master sample Grade 5 students (panel start 2010/11)

### 1.1 Target persons Grade 8 students at regular schools

**Sample** Panel sample. Follow-up survey and testing of selected students from regular schools from the main study 2010 who were willing to participate.

### 1.2 Target persons Grade 8 students at special schools

**Sample** Panel sample. Follow-up survey and testing of students from special schools from the main study 2010 who were willing to participate.

## 2 Refreshment sample Grade 7 students (panel start 2012/13)

### 2.1 Target persons Grade 8 students at regular schools

**Sample** Refreshment sample. Follow-up survey and testing of selected students from regular schools from the refreshment study 2012 who were willing to participate.

### 2.2 Target persons Grade 8 students at special schools

**Sample** Refreshment sample. Follow-up survey and testing of selected students from special schools from the refreshment study 2012 who were willing to participate.

## 3 Context persons

### 3.1 Context persons Parents

**Definition** All parents of the selected students are invited to participate.

### 3.2 Context persons Teachers

**Definition** All class teachers and teachers of the subjects German and Mathematics of the selected students are invited to participate.

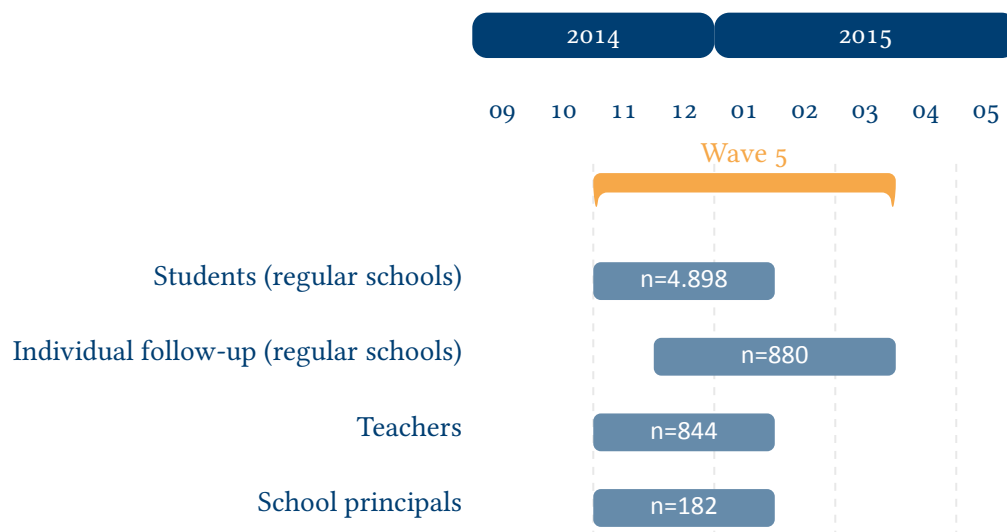
### 3.3 Context persons School principals

**Definition** All principals of the selected schools are invited to participate.

**4 Data collection** IEA DPC – IEA Data Processing and Research Center, Hamburg (responsible for the testing and questioning at the schools) and infas – Institute for Applied Social Sciences, Bonn (responsible for the parent CATI)

**5 Mode of survey** Written questionnaire for the students, teachers, and school principals (PAPI) and computer-assisted telephone interview of the parents (CATI), in school context and as individual follow-ups.

# 5 Wave 5: Main Study 2014/15



**Figure 6:** Field times and realized case numbers in wave 5

**1 Master sample** Grade 5 students (panel start 2010/11)

**Target persons** Grade 9 students at regular schools

**Sample** Panel sample. Follow-up survey and testing of selected students from regular schools from the main study 2010 who were willing to participate.

**2 Refreshment sample** Grade 7 students (panel start 2012/13)

**Target persons** Grade 9 students at regular schools

**Sample** Refreshment sample. Follow-up survey and testing of selected students from regular schools from the refreshment study 2012 who were willing to participate.

**3 Context persons**

**3.1 Context persons** Teachers

**Definition** All class teachers and teachers of the subjects German and Mathematics of the selected students are invited to participate.

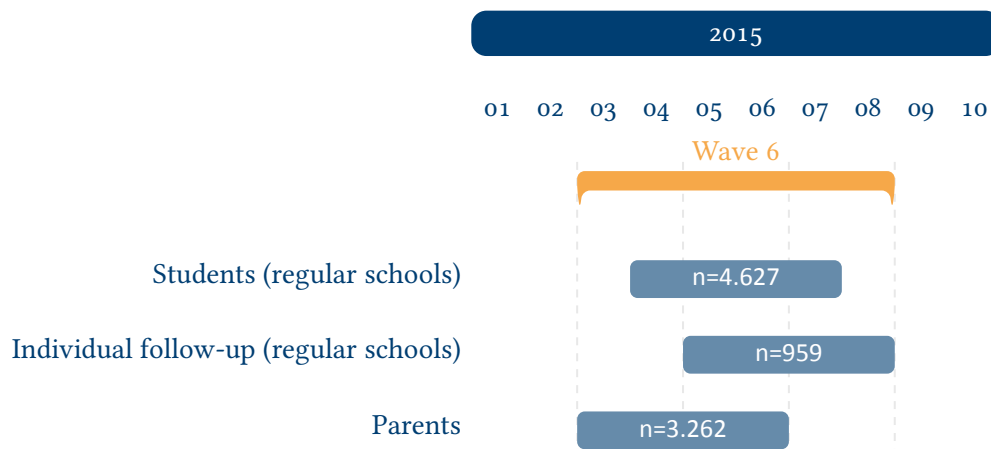
**3.2 Context persons** School principals

**Definition** All principals of the selected schools are invited to participate.

**4 Data collection** IEA DPC – IEA Data Processing and Research Center, Hamburg (responsible for the testing and questioning at the schools) and infas – Institute for Applied Social Sciences, Bonn (responsible for the parent CATI)

**5 Mode of survey** Written questionnaire for the students, teachers, and school principals (PAPI) and competence tests for the students (PAPI), in school context and as individual follow-ups.

# 6 Wave 6: Main Study 2015



**Figure 7:** Field times and realized case numbers in wave 6

**1 Master sample** Grade 5 students (panel start 2010/11)

**1.1 Target persons** Grade 9 students at regular schools

**Sample** Panel sample. Follow-up survey and testing of selected students from regular schools from the main study 2010 who were willing to participate.

**1.2 Target persons** Parents of Grade 9 students at regular schools

**Sample** Panel sample. Follow-up survey and testing of selected students from regular schools from the main study 2010 who were willing to participate.

**2 Refreshment sample** Grade 7 students (panel start 2012/13)

**2.1 Target persons** Grade 9 students at regular schools

**Sample** Panel sample. Follow-up survey and testing of selected students from regular schools from the main study 2012 who were willing to participate.

**2.2 Target persons** Parents of Grade 9 students at regular schools

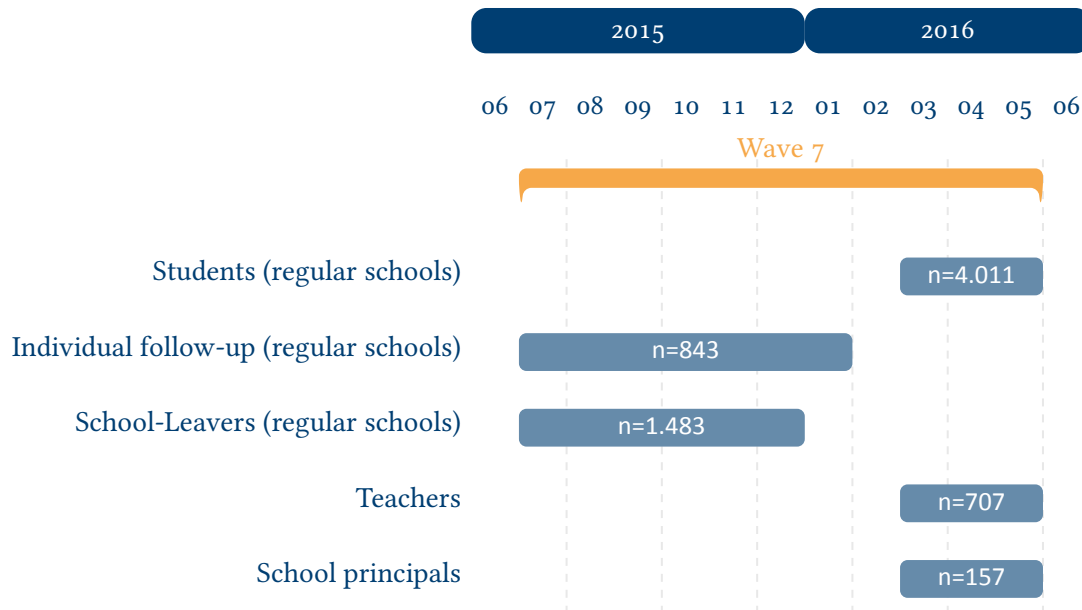
**Sample** Panel sample. Follow-up survey and testing of selected students from regular schools from the main study 2012 who were willing to participate.

**Sample** Panel sample. Follow-up survey and testing of selected students from regular schools from the main study 2010 who were willing to participate.

**3 Data collection** IEA DPC – IEA Data Processing and Research Center, Hamburg and infas – Institute for Applied Social Sciences, Bonn

**4 Mode of survey** Written questionnaire for the students and Individual followed-ups, competence test for students (PAPI), and telephone interviews (CATI) of parents

# 7 Wave 7: Main Study 2016



**Figure 8:** Field times and realized case numbers in wave 7

**1 Master sample** Grade 5 students (panel start 2010/11)

**1.1 Target persons** Grade 10 students at regular schools

**Sample** Panel sample. Follow-up survey and testing of selected students from regular schools from the main study 2010 who were willing to participate.

**1.2 Target persons** Individual follow-ups, who still attend regular school and School-Leavers after grade 9

**Sample** Panel sample. Follow-up survey and testing of selected students from regular schools from the main study 2010 who were willing to participate.

**2 Refreshment sample** Grade 7 students (panel start 2012/13)

**Target persons** Grade 10 students at regular schools

**Sample** Refreshment sample. Follow-up survey and testing of selected students from regular schools from the refreshment study 2012 who were willing to participate.

**2.2 Target persons** Individual follow-ups, who still attend regular school and School-Leavers after grade 9

**Sample** Panel sample. Follow-up survey and testing of selected students from regular schools from the main study 2012 who were willing to participate.

**3 Context persons**

**3.1 Context persons** Teachers

**Definition** All class teachers and teachers of the subjects German and Mathematics of the selected students are invited to participate.



### 3.2 Context persons School principals

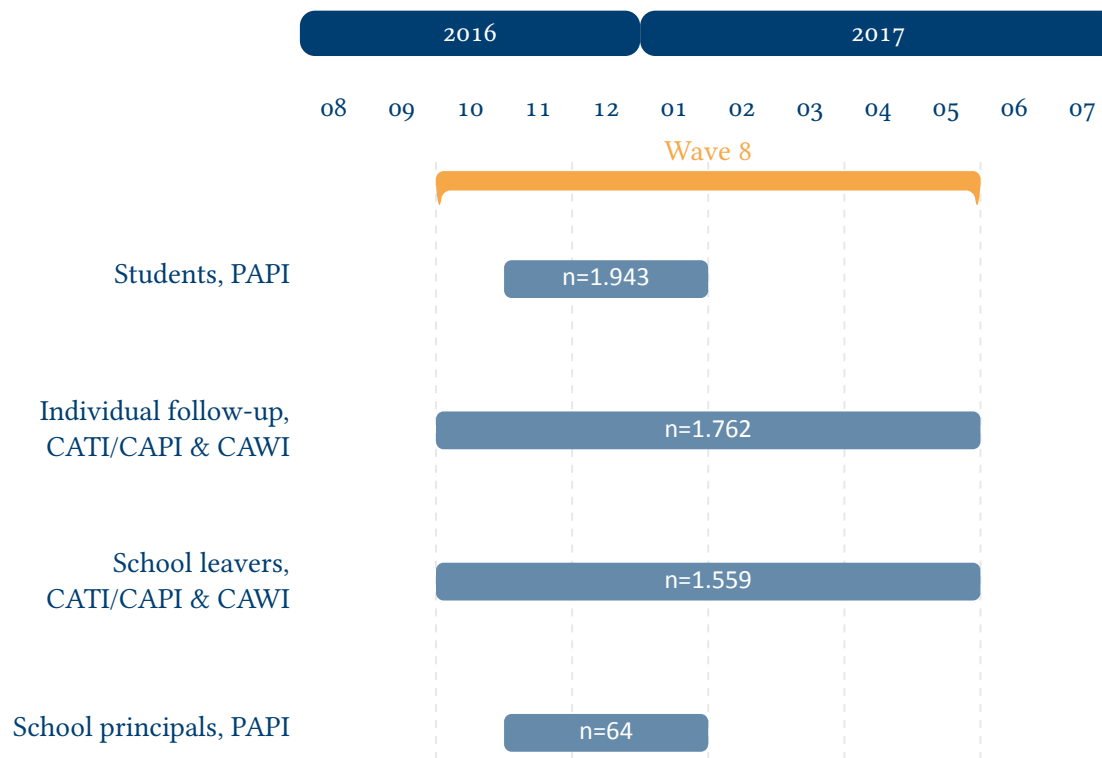
**Definition** All principals of the selected schools are invited to participate.

**4 Data collection** IEA DPC – IEA Data Processing and Research Center, Hamburg and infas – Institute for Applied Social Sciences, Bonn

**5 Mode of survey** Written questionnaire (PAPI) for the students, teachers and school principals; telephone interviews (CATI) of the Individual followed-ups and school-Leavers, and additional Online Survey for students only

## 8

## Wave 8: Main Study 2016/2017



**Figure 9:** Field times and realized case numbers in wave 8

**1 Master sample** Grade 5 students (panel start 2010/11)

**1.1 Target persons** Grade 11 students at regular schools as well as students who repeat or skip the 11th grade

**Sample** Panel sample. Follow-up survey and testing of selected students from regular schools from the main study 2010 who were willing to participate.

**1.2 Target persons** Individual follow-up students, who have left the NEPS school but still attend regular school and school leavers after grades 9 and 10

**Sample** Panel sample. Follow-up survey and testing of selected students from regular schools from the main study 2010 who were willing to participate.

**2 Refreshment sample** Grade 7 students (panel start 2012/13)

**Target persons** Grade 11 students at regular schools as well as students who repeat or skip the 11th grade

**Sample** Refreshment sample. Follow-up survey and testing of selected students from regular schools from the refreshment study 2012 who were willing to participate.

**2.2 Target persons** Individual follow-up students, who have left the NEPS school but still attend regular school and school leavers after grades 9 and 10

**Sample** Panel sample. Follow-up survey and testing of selected students from regular schools from the main study 2012 who were willing to participate.

### 3 Context persons

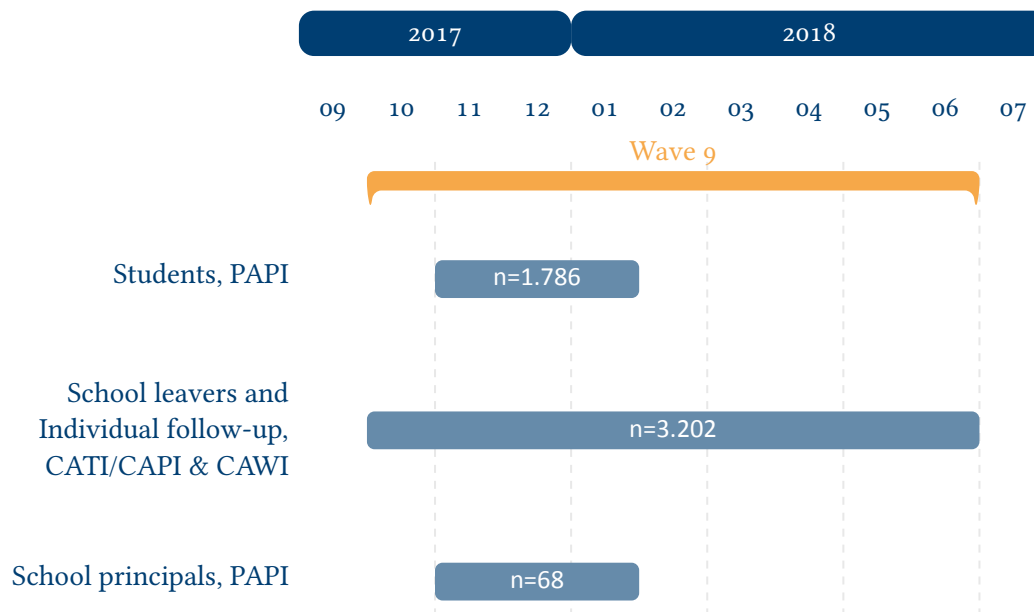
#### 3.1 Context persons School principals

**Definition** All principals of the selected schools have been invited to participate.

**4 Data collection** IEA DPC – IEA Data Processing and Research Center, Hamburg and infas – Institute for Applied Social Sciences, Bonn

**5 Mode of survey** Paper-based testing and written questionnaires (PAPI) for students, telephone (CATI) or personal (CAPI) interviews with individually followed up students and school leavers with additional online interviews (CAWI) and paper-based questionnaires for school principals.

# 9 Wave 9: Main Study 2017/2018



**Figure 10:** Field times and realized case numbers in wave 9

## 1 Master sample Grade 5 students (panel start 2010/11)

**1.1 Target persons** Grade 12 students at regular schools as well as students who repeat or skip the 12th grade

**Sample** Panel sample. Follow-up survey and testing of selected students from regular schools from the main study 2010 who were willing to participate.

**1.2 Target persons** Individual follow-up students, who have left the NEPS school but still attend regular school and school leavers after grades 9, 10 and 11

**Sample** Panel sample. Follow-up survey and testing of selected students from regular schools from the main study 2010 who were willing to participate.

## 2 Refreshment sample Grade 7 students (panel start 2012/13)

**Target persons** Grade 12 students at regular schools as well as students who repeat or skip the 12th grade

**Sample** Refreshment sample. Follow-up survey and testing of selected students from regular schools from the refreshment study 2012 who were willing to participate.

**2.2 Target persons** Individual follow-up students, who have left the NEPS school but still attend regular school and school leavers after grades 9, 10 and 11

**Sample** Panel sample. Follow-up survey and testing of selected students from regular schools from the main study 2012 who were willing to participate.

## 3 Context persons

**3.1 Context persons** School principals

**Definition** All principals of the selected schools have been invited to participate.

**4 Data collection** IEA DPC – IEA Data Processing and Research Center, Hamburg and infas – Institute for Applied Social Sciences, Bonn

**5 Mode of survey** Paper-based testing and written questionnaires (PAPI) for students, telephone (CATI) or personal (CAPI) interviews with individually followed up students and school leavers with additional online interviews (CAWI) and paper-based questionnaires for school principals.