

Research Data

Starting Cohort 3: Grade 5 (SC3) Study Overview Waves 1 to 7

Copyrighted Material
Leibniz Institute for Educational Trajectories (LifBi)
Wilhelmsplatz 3, 96047 Bamberg
Director: Prof. Dr. Sandra Buchholz
Executive Director of Research: Dr. Jutta von Maurice
Executive Director of Administration: Dr. Robert Polgar
Bamberg, 2017



Contents

Surveys of Starting Cohort 3 – Grade 5	1
1 Wave 1: Main Study 2010/11	3
2 Wave 2: Main Study 2011/12	5
3 Wave 3: Main Study 2012/13	7
4 Wave 4: Main Study 2013/14	9
5 Wave 5: Main Study 2014/15	11
6 Wave 6: Main Study 2015	12
7 Wave 7: Main Study 2016	13



List of Figures

1	Survey progress of Starting Cohort 3 (waves 1-7)	2
2	Field times and realized case numbers in wave 1	3
3	Field times and realized case numbers in wave 2	5
4	Field times and realized case numbers in wave 3	7
5	Field times and realized case numbers in wave 4	9
6	Field times and realized case numbers in wave 5	11
7	Field times and realized case numbers in wave 6	12
8	Field times and realized case numbers in wave 7	13

Surveys of Starting Cohort 3 – Grade 5

The present study documentation gives an overview of the progress of the main surveys, which will contribute to the Scientific Use Files (SUFs). Figure 1 presents a general view on the field times of the target persons for waves 1 to 7.

In the wave-specific overviews starting from section 1 not only the questioned target and context persons are defined but case numbers and field times, as well. This information is taken from the corresponding field and method reports and might differ slightly from the numbers in the data sets of the SUFs. In the section of the documentation of research data, the already mentioned field and method reports, which also provide detailed information for the survey progress, as well as further materials for the data of the Starting Cohort 3 can be found:

→ www.neps-data.de > Research Data > Starting Cohort Grade 5 > Documentation

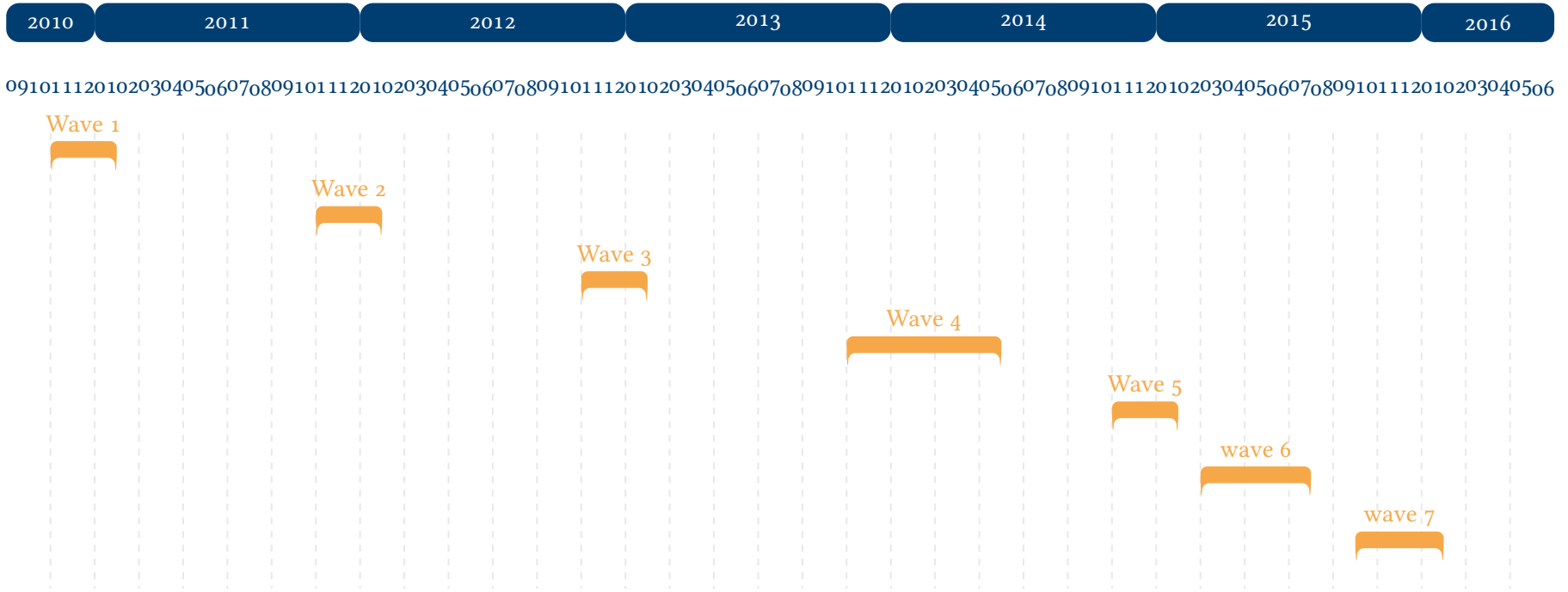


Figure 1: Survey progress of Starting Cohort 3 (waves 1-7)

1 Wave 1: Main Study 2010/11

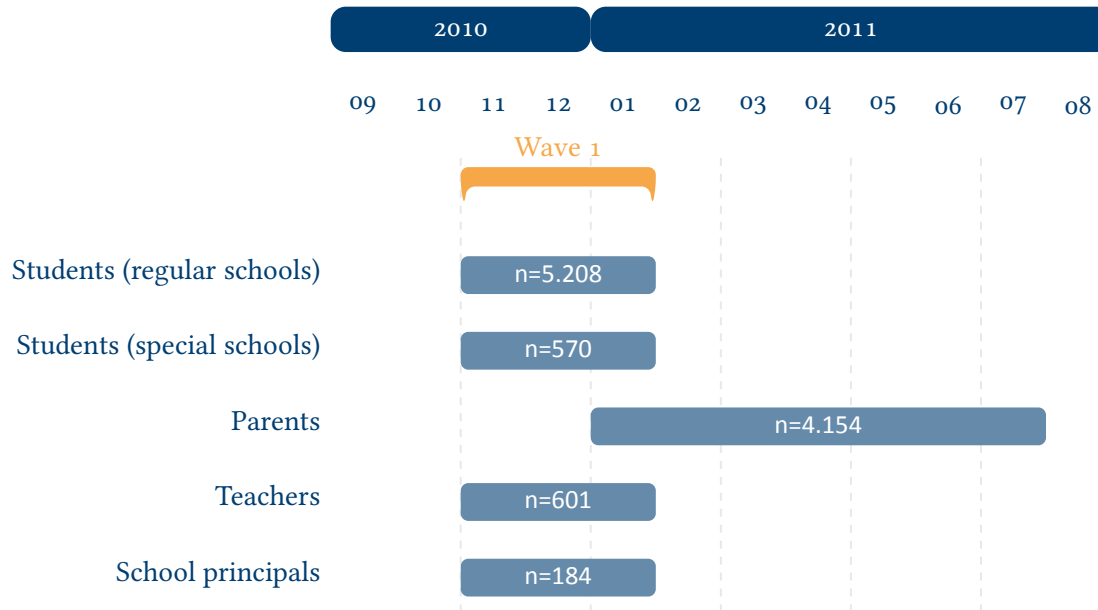


Figure 2: Field times and realized case numbers in wave 1

1 Master sample Grade 5 students (panel start 2010/11)

1.1 Target persons Grade 5 students at regular schools

Sample Multi-stage stratified cluster sampling with the following selection stages: 1. Random sampling of regular schools at lower secondary level. During this stage the regular schools used in Starting Cohort 4—Grade 9 are redrawn. With the help of a size-proportional random selection, regular schools are selected from this pool for Grade 5. In addition, we draw on schools that teach students in Grade 5, but not Grade 9. 2. Random selection of Grade 5 classes within the selected schools. Two Grade 5 classes are selected per school. 3. All students of the selected classes are invited to participate in the study.

1.2 Target persons Grade 5 students at special schools

Sample Multi-stage cluster sampling with the following selection stages: In the first stage, a random sample of special schools is taken. During this process, the special schools already used in Starting Cohort 4—Grade 9 are redrawn. With the help of a simple random selection, special schools are selected from this pool for Grade 5. In the second stage, all students attending Grade 5 at the selected schools are invited to participate (= full sample survey of Grade 5).

2 Context persons

2.1 Context persons Parents

Definition All parents of the selected students are invited to participate.

2.2 Context persons Teachers

Definition All class teachers and teachers of the subjects German and Mathematics of the selected students are invited to participate.

2.3 Context persons School principals

Definition All principals of the selected schools are invited to participate.

3 Data collection IEA DPC – IEA Data Processing and Research Center, Hamburg (responsible for the testing and questioning in the schools) and infas – Institute for Applied Social Sciences, Bonn (responsible for the parent CATI)

4 Mode of survey Written questionnaires for the students, teachers, and school principals (PAPI), competence tests for the students (PAPI) and computer-assisted telephone interviews of the parents (CATI)

2

Wave 2: Main Study 2011/12

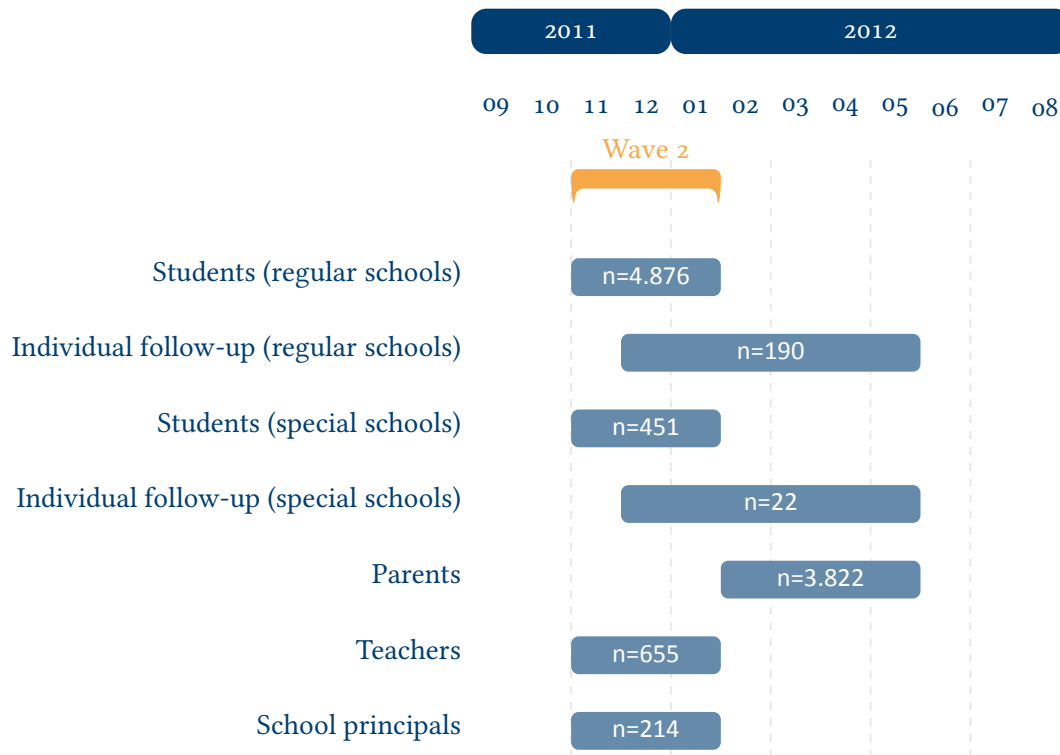


Figure 3: Field times and realized case numbers in wave 2

1 Master sample Grade 5 students (panel start 2010/11)

1.1 Target persons Grade 6 students at regular schools

Sample Panel sample. Follow-up survey and testing of selected students from regular schools from the main study 2010 who were prepared to participate.

1.2 Target persons Grade 6 students at special schools

Sample Panel Sample. Follow-up survey and testing of students from special schools from the main study 2010 who were prepared to participate.

2 Context persons

2.1 Context persons Parents

Definition All parents of the selected students who were prepared to participate in the parent CATI in 2011 are invited to a new questionnaire in 2012.

2.2 Context persons Teachers

Definition All class teachers and teachers of the subjects German and Mathematics of the selected students are invited to participate in the study.

2.3 Context persons School principals

Definition All principals of the selected schools are invited to participate.

2 Wave 2: Main Study 2011/12

3 Data collection IEA DPC – IEA Data Processing and Research Center, Hamburg (responsible for the testing and questioning at the schools) and infas – Institute for Applied Social Sciences, Bonn (responsible for the parent CATI)

4 Mode of survey Written questionnaires for the students, teachers, and school principals (PAPI), competence tests for the students (PAPI) and computer-assisted telephone interviews of the parents (CATI)

3 Wave 3: Main Study 2012/13

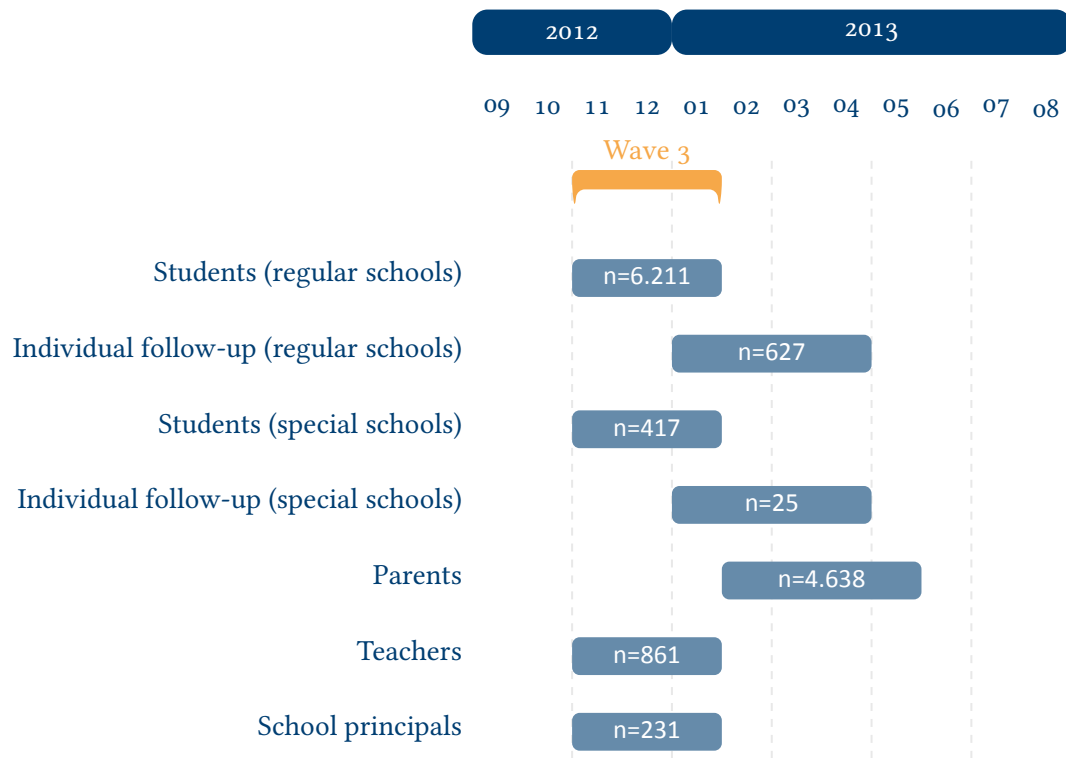


Figure 4: Field times and realized case numbers in wave 3

1 Master sample Grade 5 students (panel start 2010/11)

1.1 Target persons Grade 7 students at regular schools

Sample Panel sample. Follow-up survey and testing of selected students from regular schools from the main study 2010 who were prepared to participate.

1.2 Target persons Grade 7 students at special schools

Sample Panel sample. Follow-up survey and testing of students from special schools from the main study 2010 who were prepared to participate.

2 Refreshment sample Grade 7 students (panel start 2012/13)

2.1 Target persons Grade 7 students at regular schools

Sample Refreshment sample. First-time questioning and testing of selected students

2.2 Target persons Grade 7 students at special schools

Sample Refreshment sample. First-time questioning and testing of selected students

3 Context persons

3.1 Context persons Parents

Definition All parents of the selected students are invited to participate.

3.2 Context persons Teachers

Definition All class teachers and teachers of the subjects German and Mathematics of the selected students are invited to participate.

3.3 Context persons School principals

Definition All principals of the selected schools are invited to participate.

4 Data collection IEA DPC – IEA Data Processing and Research Center, Hamburg (responsible for the testing and questioning at the schools) and infas – Institute for Applied Social Sciences, Bonn (responsible for the parent CATI)

5 Mode of survey Written questionnaire for the students, teachers, and school principals (PAPI), competence tests for the students (PAPI) and computer-assisted telephone interview of the parents (CATI), in school context and as individual follow-ups.

4 Wave 4: Main Study 2013/14

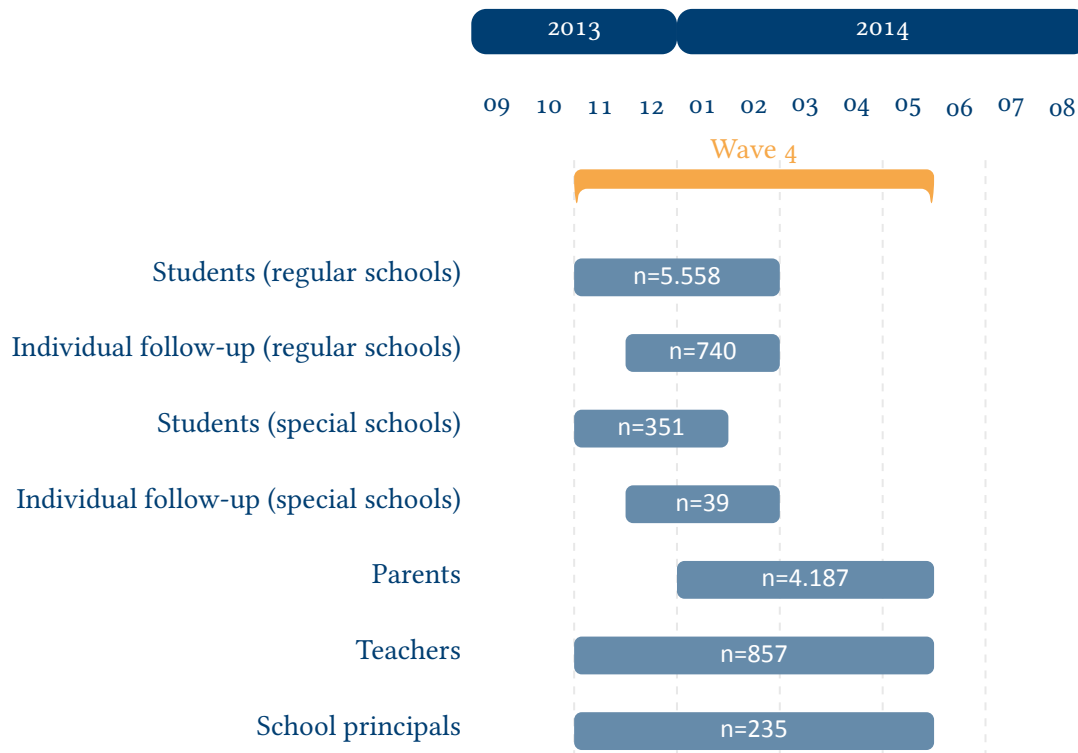


Figure 5: Field times and realized case numbers in wave 4

1 Master sample Grade 5 students (panel start 2010/11)

1.1 Target persons Grade 8 students at regular schools

Sample Panel sample. Follow-up survey and testing of selected students from regular schools from the main study 2010 who were prepared to participate.

1.2 Target persons Grade 8 students at special schools

Sample Panel sample. Follow-up survey and testing of students from special schools from the main study 2010 who were prepared to participate.

2 Refreshment sample Grade 7 students (panel start 2012/13)

2.1 Target persons Grade 8 students at regular schools

Sample Refreshment sample. Follow-up survey and testing of selected students from regular schools from the refreshment study 2012 who were prepared to participate.

2.2 Target persons Grade 8 students at special schools

Sample Refreshment sample. Follow-up survey and testing of selected students from special schools from the refreshment study 2012 who were prepared to participate.

3 Context persons

3.1 Context persons Parents

Definition All parents of the selected students are invited to participate.

3.2 Context persons Teachers

Definition All class teachers and teachers of the subjects German and Mathematics of the selected students are invited to participate.

3.3 Context persons School principals

Definition All principals of the selected schools are invited to participate.

4 Data collection IEA DPC – IEA Data Processing and Research Center, Hamburg (responsible for the testing and questioning at the schools) and infas – Institute for Applied Social Sciences, Bonn (responsible for the parent CATI)

5 Mode of survey Written questionnaire for the students, teachers, and school principals (PAPI) and computer-assisted telephone interview of the parents (CATI), in school context and as individual follow-ups.

5 Wave 5: Main Study 2014/15

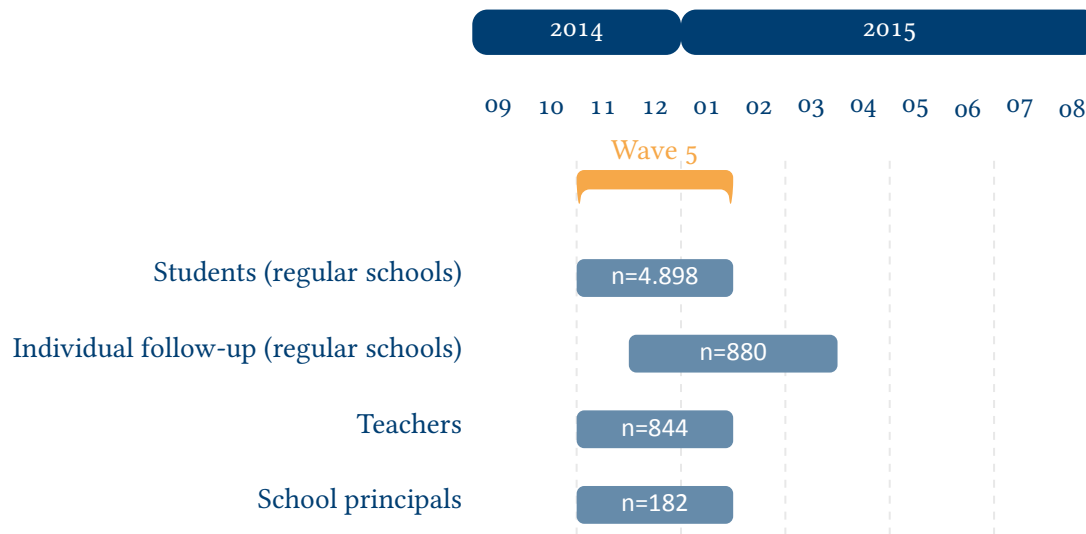


Figure 6: Field times and realized case numbers in wave 5

1 Master sample Grade 5 students (panel start 2010/11)

Target persons Grade 9 students at regular schools

Sample Panel sample. Follow-up survey and testing of selected students from regular schools from the main study 2010 who were prepared to participate.

2 Refreshment sample Grade 7 students (panel start 2012/13)

Target persons Grade 9 students at regular schools

Sample Refreshment sample. Follow-up survey and testing of selected students from regular schools from the refreshment study 2012 who were prepared to participate.

3 Context persons

3.1 Context persons Teachers

Definition All class teachers and teachers of the subjects German and Mathematics of the selected students are invited to participate.

3.2 Context persons School principals

Definition All principals of the selected schools are invited to participate.

4 Data collection IEA DPC – IEA Data Processing and Research Center, Hamburg (responsible for the testing and questioning at the schools) and infas – Institute for Applied Social Sciences, Bonn (responsible for the parent CATI)

5 Mode of survey Written questionnaire for the students, teachers, and school principals (PAPI) and competence tests for the students (PAPI), in school context and as individual follow-ups.

6 Wave 6: Main Study 2015

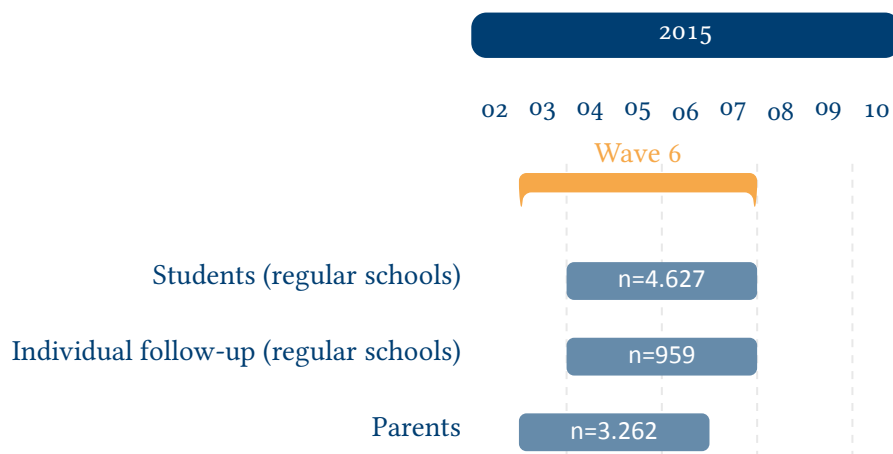


Figure 7: Field times and realized case numbers in wave 6

1 Master sample Grade 5 students (panel start 2010/11)

1.1 Target persons Grade 9 students at regular schools

Sample Panel sample. Follow-up survey and testing of selected students from regular schools from the main study 2010 who were prepared to participate.

1.2 Target persons Parents of Grade 9 students at regular schools

Sample Panel sample. Follow-up survey and testing of selected students from regular schools from the main study 2010 who were prepared to participate.

2 Refreshment sample Grade 7 students (panel start 2012/13)

2.1 Target persons Grade 9 students at regular schools

Sample Panel sample. Follow-up survey and testing of selected students from regular schools from the main study 2012 who were prepared to participate.

2.2 Target persons Parents of Grade 9 students at regular schools

Sample Panel sample. Follow-up survey and testing of selected students from regular schools from the main study 2012 who were prepared to participate.

Sample Panel sample. Follow-up survey and testing of selected students from regular schools from the main study 2010 who were prepared to participate.

3 Data collection IEA DPC – IEA Data Processing and Research Center, Hamburg and infas – Institute for Applied Social Sciences, Bonn

4 Mode of survey Written questionnaire for the students and Individual followed-ups, competence test for students (PAPI), and telephone interviews (CATI) of parents

7 Wave 7: Main Study 2016

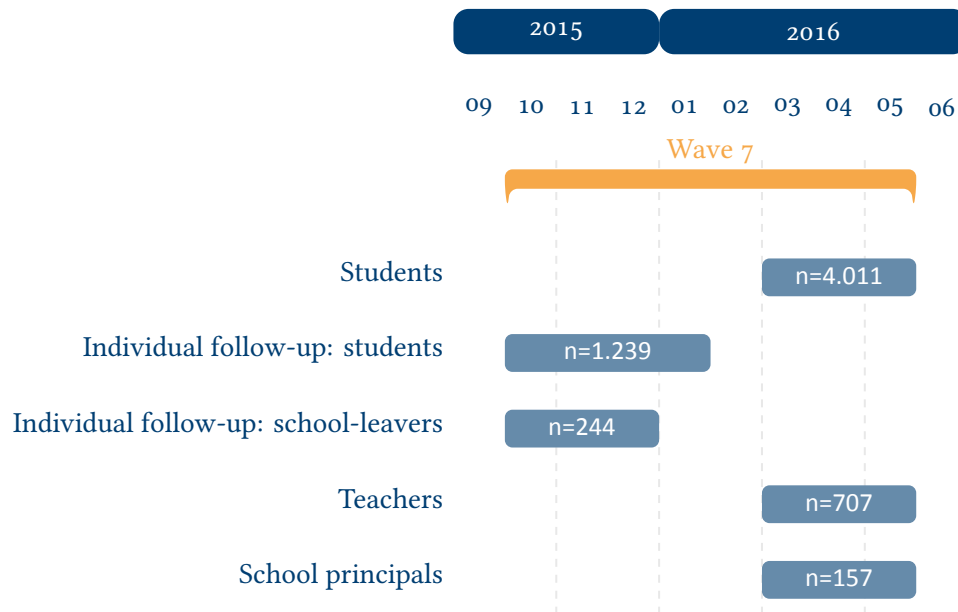


Figure 8: Field times and realized case numbers in wave 7

1 Master sample Grade 5 students (panel start 2010/11)

1.1 Target persons Grade 10 students at regular schools

Sample Panel sample. Follow-up survey and testing of selected students from regular schools from the main study 2010 who were prepared to participate.

1.2 Target persons Individual follow-ups, who still attend regular school and school-leavers after grade 9

Sample Panel sample. Follow-up survey and testing of selected students from regular schools from the main study 2010 who were prepared to participate.

2 Refreshment sample Grade 7 students (panel start 2012/13)

2.1 Target persons Grade 10 students at regular schools

Sample Refreshment sample. Follow-up survey and testing of selected students from regular schools from the refreshment study 2012 who were prepared to participate.

2.2 Target persons Individual follow-ups, who still attend regular school and School-Leavers after grade 9

Sample Panel sample. Follow-up survey and testing of selected students from regular schools from the main study 2012 who were prepared to participate.

3 Context persons

3.1 Context persons Teachers

Definition All class teachers and teachers of the subjects German and Mathematics of the selected students are invited to participate.

3.2 Context persons School principals

Definition All principals of the selected schools are invited to participate.

4 Data collection IEA DPC – IEA Data Processing and Research Center, Hamburg and infas – Institute for Applied Social Sciences, Bonn

5 Mode of survey Written questionnaire (PAPI) for the students, teachers and school principals; telephone interviews (CATI) for the individually followed up students and school-leavers, and additional online survey for individually followed up students