

NEPS

National Educational Panel Study

Study Overview

NEPS Starting Cohort 3 — Grade 5

*Paths Through Lower Secondary School —
Educational Pathways of Students in Grade 5
and Higher*

Waves 1 to 10

Research Data

LifBi

LEIBNIZ INSTITUTE FOR
EDUCATIONAL TRAJECTORIES

Copyrighted Material

Leibniz Institute for Educational Trajectories (LifBi)

Wilhelmsplatz 3, 96047 Bamberg

Director: Prof. Dr. Cordula Artelt

Executive Director of Research: Dr. Jutta von Maurice

Executive Director of Administration: N.N.

Bamberg; August 1, 2020



Contents

Surveys of Starting Cohort 3 – Grade 5	1
1 Wave 1: Main Study 2010/11	3
2 Wave 2: Main Study 2011/12	5
3 Wave 3: Main Study 2012/13	7
4 Wave 4: Main Study 2013/14	9
5 Wave 5: Main Study 2014/15	11
6 Wave 6: Main Study 2015	12
7 Wave 7: Main Study 2016	13
8 Wave 8: Main Study 2016/2017	15
9 Wave 9: Main Study 2017/2018	17
10 Wave 10: Main Study 2018/2019	19



List of Figures

1	Survey progress of Starting Cohort 3 (waves 1-10)	2
2	Field times and realized case numbers in wave 1	3
3	Field times and realized case numbers in wave 2	5
4	Field times and realized case numbers in wave 3	7
5	Field times and realized case numbers in wave 4	9
6	Field times and realized case numbers in wave 5	11
7	Field times and realized case numbers in wave 6	12
8	Field times and realized case numbers in wave 7	13
9	Field times and realized case numbers in wave 8	15
10	Field times and realized case numbers in wave 9	17
11	Field times and realized case numbers in wave 10	19



Surveys of Starting Cohort 3 – Grade 5

This study documentation provides an overview of the course of the main surveys that are included in the Scientific Use Files (SUFs).

Figure 1 gives an overview of the field times of the target persons for waves 1 to 10.

In the wave-specific overviews from section 1 on the interviewed target and context persons as well as defined case numbers and field times are named. This information is taken from the respective field reports and may differ slightly from the figures in the SUF datasets. In addition to the field reports mentioned above, which also provide detailed information on the course of the survey, further materials on the data of the starting cohort 3 can be found in the area of research data documentation:

→ www.neps-data.de > Research Data > Starting Cohort Grade 5 > Documentation

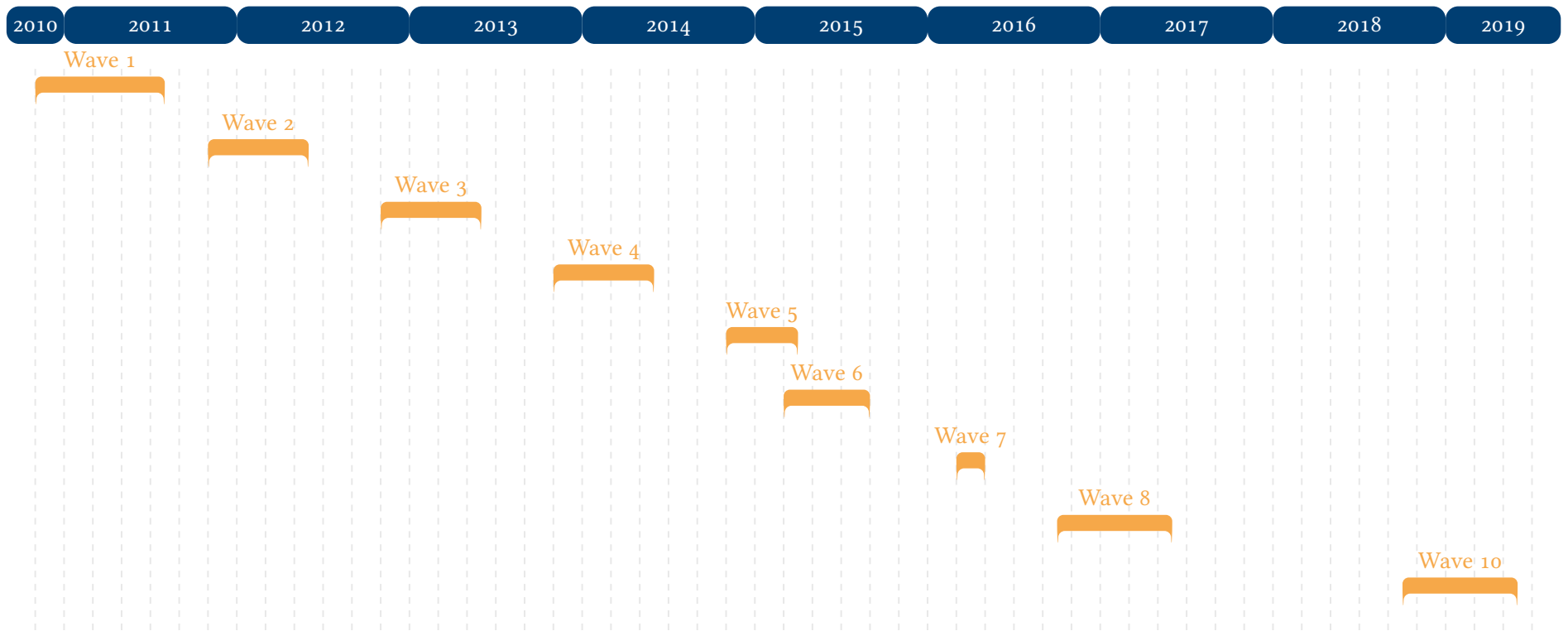


Figure 1: Survey progress of Starting Cohort 3 (waves 1-10)

1 Wave 1: Main Study 2010/11

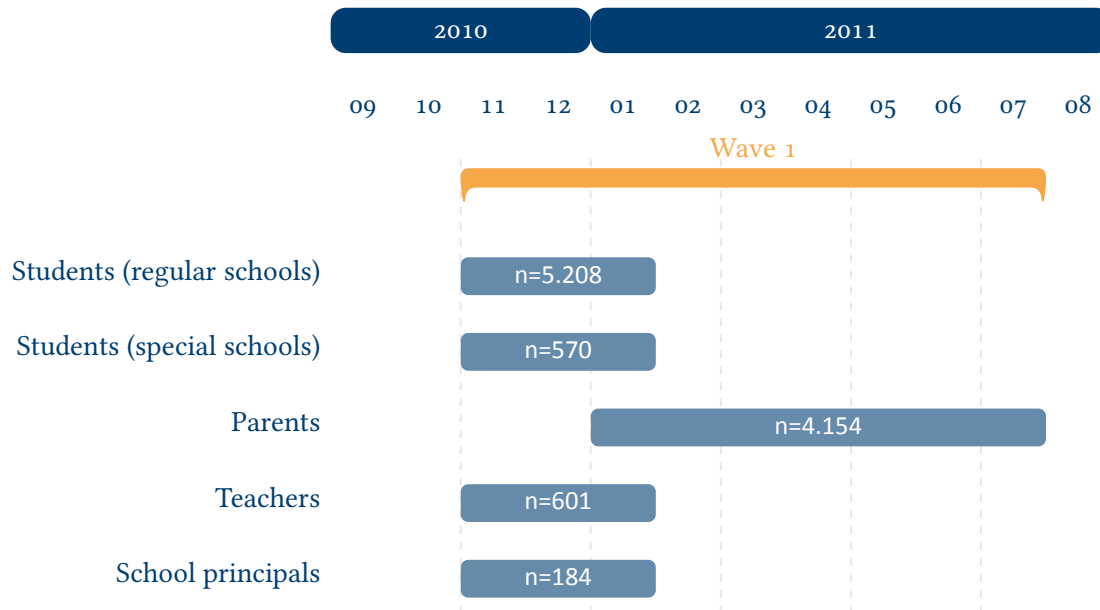


Figure 2: Field times and realized case numbers in wave 1

1 Master sample Grade 5 students (panel start 2010/11)

1.1 Target persons Grade 5 students at regular schools

Sample Multi-stage stratified cluster sampling with the following selection stages: 1. Random sampling of regular schools at lower secondary level. During this stage the regular schools used in Starting Cohort 4—Grade 9 are redrawn. With the help of a size-proportional random selection, regular schools are selected from this pool for Grade 5. In addition, we draw on schools that teach students in Grade 5, but not Grade 9. 2. Random selection of Grade 5 classes within the selected schools. Two Grade 5 classes are selected per school. 3. All students of the selected classes are invited to participate in the study.

1.2 Target persons Grade 5 students at special schools

Sample Multi-stage cluster sampling with the following selection stages: In the first stage, a random sample of special schools is taken. During this process, the special schools already used in Starting Cohort 4—Grade 9 are redrawn. With the help of a simple random selection, special schools are selected from this pool for Grade 5. In the second stage, all students attending Grade 5 at the selected schools are invited to participate (= full sample survey of Grade 5).

2 Context persons

2.1 Context persons Parents

Definition All parents of the selected students are invited to participate.

2.2 Context persons Teachers

Definition All class teachers and teachers of the subjects German and Mathematics of the selected students are invited to participate.

2.3 Context persons School principals

Definition All principals of the selected schools are invited to participate.

3 Data collection IEA DPC – IEA Data Processing and Research Center, Hamburg (responsible for the testing and questioning in the schools) and infas – Institute for Applied Social Sciences, Bonn (responsible for the parent CATI)

4 Mode of survey Written questionnaires for the students, teachers, and school principals (PAPI), competence tests for the students (PAPI) and computer-assisted telephone interviews of the parents (CATI)

2

Wave 2: Main Study 2011/12

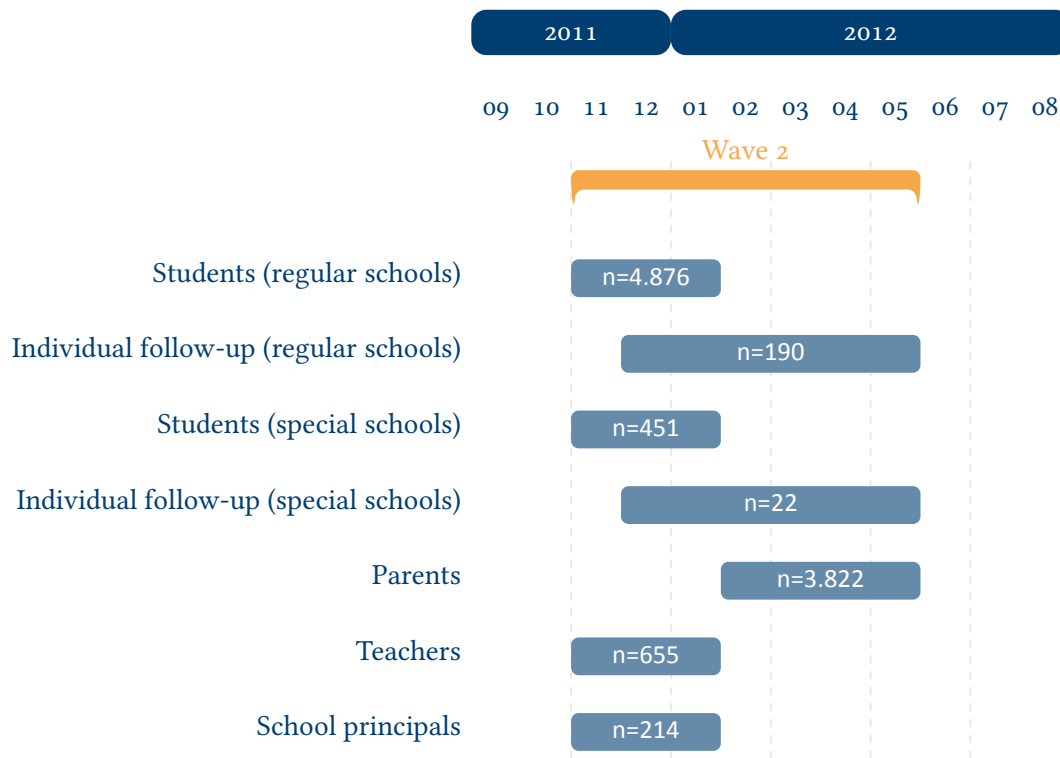


Figure 3: Field times and realized case numbers in wave 2

1 Master sample Grade 5 students (panel start 2010/11)

1.1 Target persons Grade 6 students at regular schools

Sample Panel sample. Follow-up survey and testing of selected students from regular schools from the main study 2010 who were willing to participate.

1.2 Target persons Grade 6 students at special schools

Sample Panel Sample. Follow-up survey and testing of students from special schools from the main study 2010 who were willing to participate.

2 Context persons

2.1 Context persons Parents

Definition All parents of the selected students who were willing to participate in the parent CATI in 2011 are invited to a new questionnaire in 2012.

2.2 Context persons Teachers

Definition All class teachers and teachers of the subjects German and Mathematics of the selected students are invited to participate in the study.

2.3 Context persons School principals

Definition All principals of the selected schools are invited to participate.

2 Wave 2: Main Study 2011/12

3 Data collection IEA DPC – IEA Data Processing and Research Center, Hamburg (responsible for the testing and questioning at the schools) and infas – Institute for Applied Social Sciences, Bonn (responsible for the parent CATI)

4 Mode of survey Written questionnaires for the students, teachers, and school principals (PAPI), competence tests for the students (PAPI) and computer-assisted telephone interviews of the parents (CATI)

3 Wave 3: Main Study 2012/13

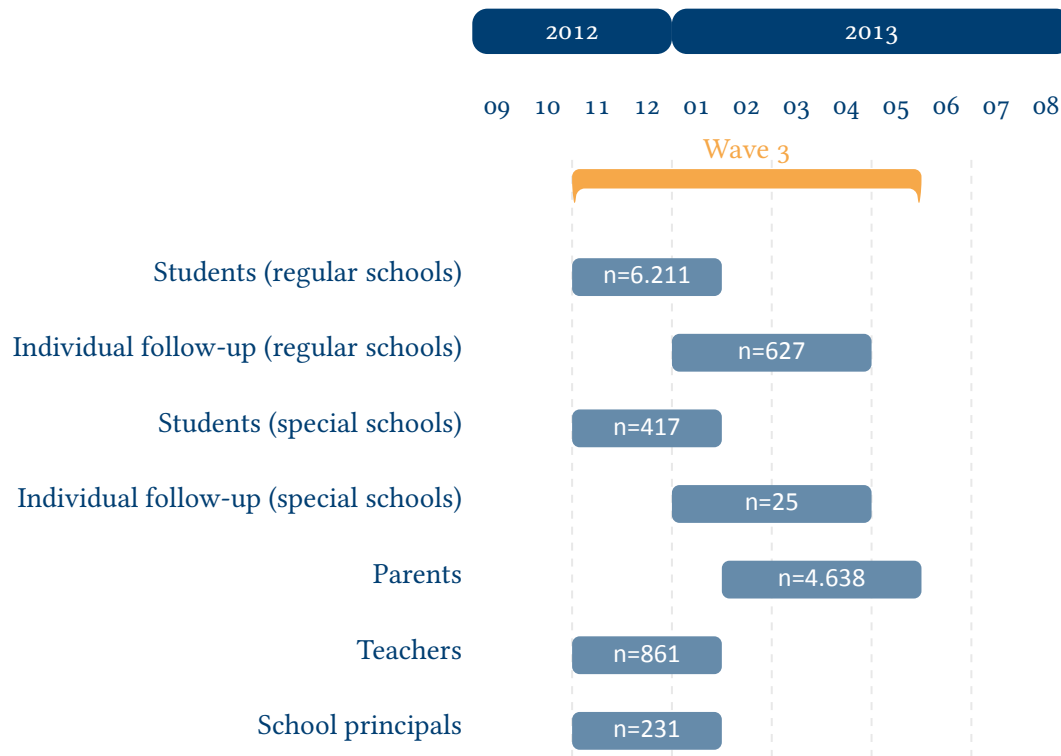


Figure 4: Field times and realized case numbers in wave 3

1 Master sample Grade 5 students (panel start 2010/11)

1.1 Target persons Grade 7 students at regular schools

Sample Panel sample. Follow-up survey and testing of selected students from regular schools from the main study 2010 who were willing to participate.

1.2 Target persons Grade 7 students at special schools

Sample Panel sample. Follow-up survey and testing of students from special schools from the main study 2010 who were willing to participate.

2 Refreshment sample Grade 7 students (panel start 2012/13)

2.1 Target persons Grade 7 students at regular schools

Sample Refreshment sample. First-time questioning and testing of selected students

2.2 Target persons Grade 7 students at special schools

Sample Refreshment sample. First-time questioning and testing of selected students

3 Context persons

3.1 Context persons Parents

Definition All parents of the selected students are invited to participate.

3.2 Context persons Teachers

Definition All class teachers and teachers of the subjects German and Mathematics of the selected students are invited to participate.

3.3 Context persons School principals

Definition All principals of the selected schools are invited to participate.

4 Data collection IEA DPC – IEA Data Processing and Research Center, Hamburg (responsible for the testing and questioning at the schools) and infas – Institute for Applied Social Sciences, Bonn (responsible for the parent CATI)

5 Mode of survey Written questionnaire for the students, teachers, and school principals (PAPI), competence tests for the students (PAPI) and computer-assisted telephone interview of the parents (CATI), in school context and as individual follow-ups.

4 Wave 4: Main Study 2013/14

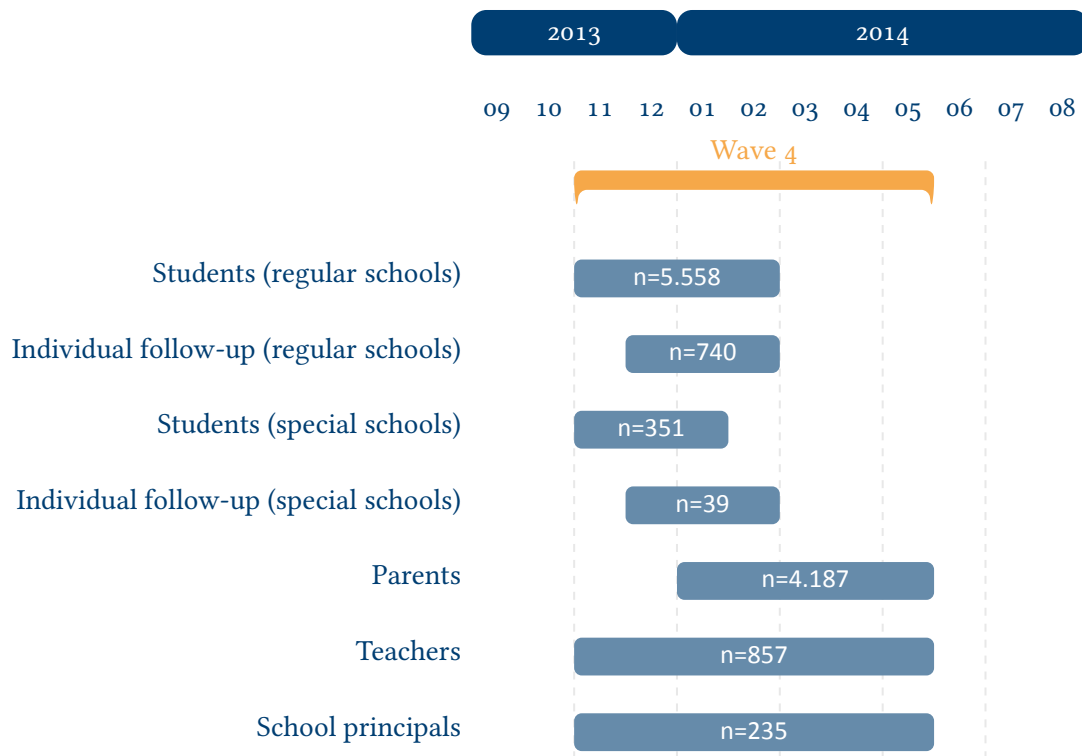


Figure 5: Field times and realized case numbers in wave 4

1 Master sample Grade 5 students (panel start 2010/11)

1.1 Target persons Grade 8 students at regular schools

Sample Panel sample. Follow-up survey and testing of selected students from regular schools from the main study 2010 who were willing to participate.

1.2 Target persons Grade 8 students at special schools

Sample Panel sample. Follow-up survey and testing of students from special schools from the main study 2010 who were willing to participate.

2 Refreshment sample Grade 7 students (panel start 2012/13)

2.1 Target persons Grade 8 students at regular schools

Sample Refreshment sample. Follow-up survey and testing of selected students from regular schools from the refreshment study 2012 who were willing to participate.

2.2 Target persons Grade 8 students at special schools

Sample Refreshment sample. Follow-up survey and testing of selected students from special schools from the refreshment study 2012 who were willing to participate.

3 Context persons

3.1 Context persons Parents

Definition All parents of the selected students are invited to participate.

3.2 Context persons Teachers

Definition All class teachers and teachers of the subjects German and Mathematics of the selected students are invited to participate.

3.3 Context persons School principals

Definition All principals of the selected schools are invited to participate.

4 Data collection IEA DPC – IEA Data Processing and Research Center, Hamburg (responsible for the testing and questioning at the schools) and infas – Institute for Applied Social Sciences, Bonn (responsible for the parent CATI)

5 Mode of survey Written questionnaire for the students, teachers, and school principals (PAPI) and computer-assisted telephone interview of the parents (CATI), in school context and as individual follow-ups.

5 Wave 5: Main Study 2014/15

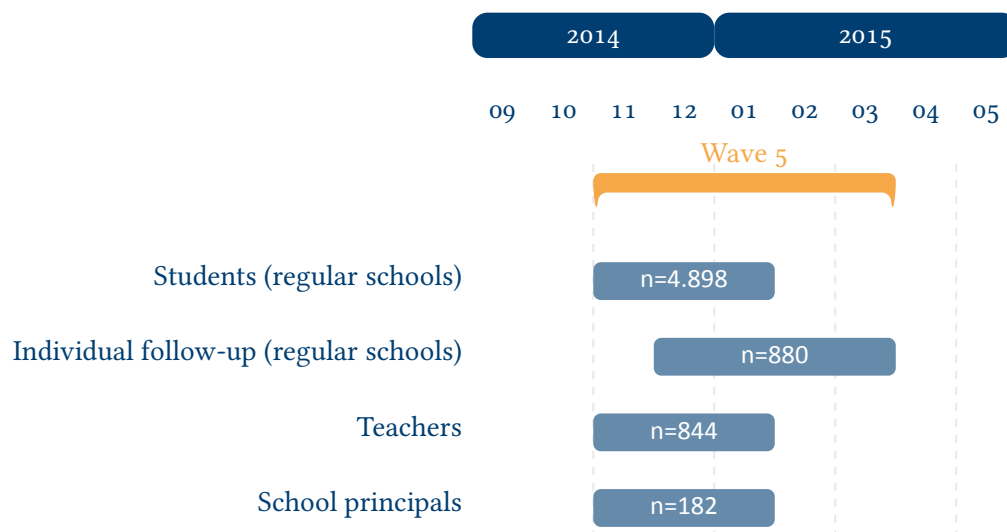


Figure 6: Field times and realized case numbers in wave 5

1 Master sample Grade 5 students (panel start 2010/11)

Target persons Grade 9 students at regular schools

Sample Panel sample. Follow-up survey and testing of selected students from regular schools from the main study 2010 who were willing to participate.

2 Refreshment sample Grade 7 students (panel start 2012/13)

Target persons Grade 9 students at regular schools

Sample Refreshment sample. Follow-up survey and testing of selected students from regular schools from the refreshment study 2012 who were willing to participate.

3 Context persons

3.1 Context persons Teachers

Definition All class teachers and teachers of the subjects German and Mathematics of the selected students are invited to participate.

3.2 Context persons School principals

Definition All principals of the selected schools are invited to participate.

4 Data collection IEA DPC – IEA Data Processing and Research Center, Hamburg (responsible for the testing and questioning at the schools) and infas – Institute for Applied Social Sciences, Bonn (responsible for the parent CATI)

5 Mode of survey Written questionnaire for the students, teachers, and school principals (PAPI) and competence tests for the students (PAPI), in school context and as individual follow-ups.

6 Wave 6: Main Study 2015

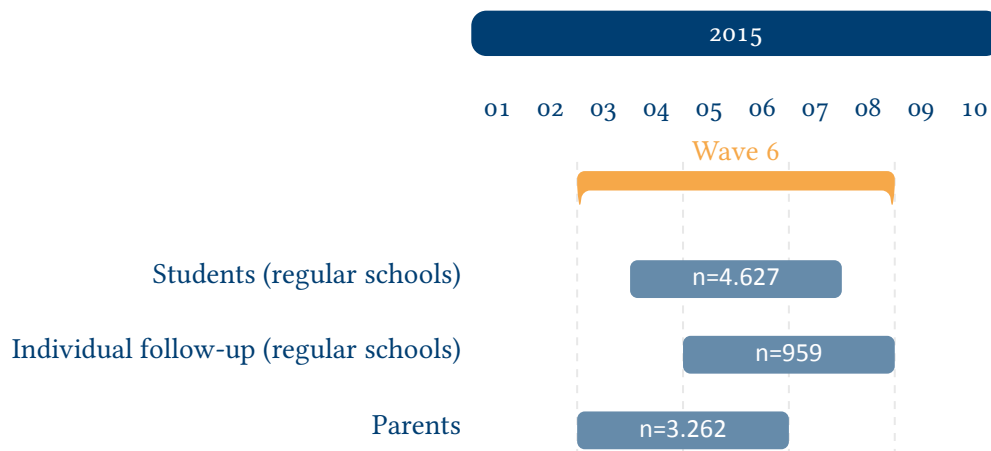


Figure 7: Field times and realized case numbers in wave 6

1 Master sample Grade 5 students (panel start 2010/11)

1.1 Target persons Grade 9 students at regular schools

Sample Panel sample. Follow-up survey and testing of selected students from regular schools from the main study 2010 who were willing to participate.

1.2 Target persons Parents of Grade 9 students at regular schools

Sample Panel sample. Follow-up survey and testing of selected students from regular schools from the main study 2010 who were willing to participate.

2 Refreshment sample Grade 7 students (panel start 2012/13)

2.1 Target persons Grade 9 students at regular schools

Sample Panel sample. Follow-up survey and testing of selected students from regular schools from the main study 2012 who were willing to participate.

2.2 Target persons Parents of Grade 9 students at regular schools

Sample Panel sample. Follow-up survey and testing of selected students from regular schools from the main study 2012 who were willing to participate.

Sample Panel sample. Follow-up survey and testing of selected students from regular schools from the main study 2010 who were willing to participate.

3 Data collection IEA DPC – IEA Data Processing and Research Center, Hamburg and infas – Institute for Applied Social Sciences, Bonn

4 Mode of survey Written questionnaire for the students and Individual followed-ups, competence test for students (PAPI), and telephone interviews (CATI) of parents

7 Wave 7: Main Study 2016

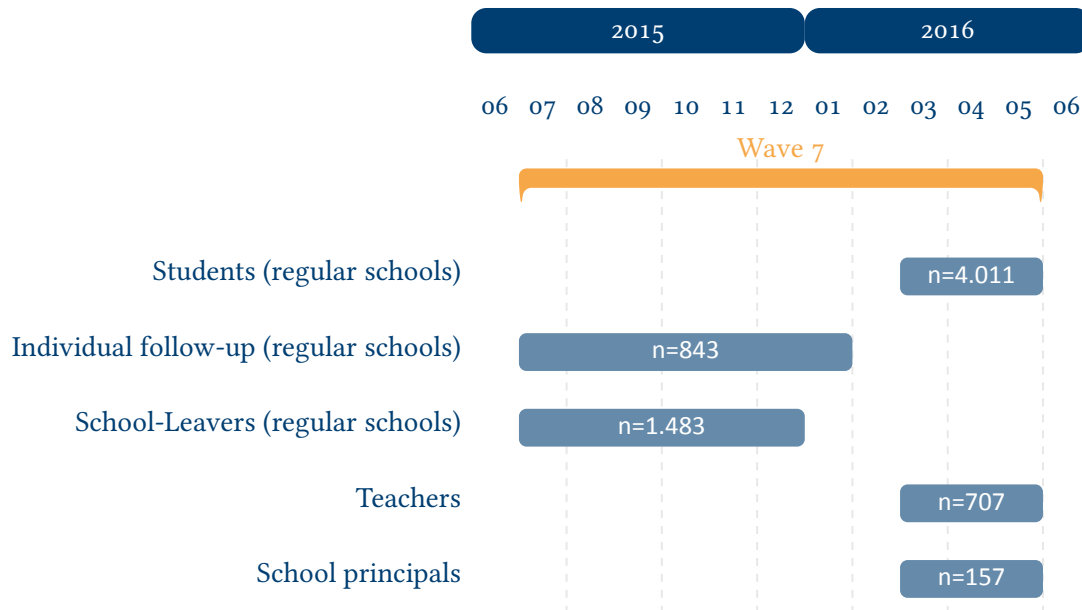


Figure 8: Field times and realized case numbers in wave 7

1 Master sample Grade 5 students (panel start 2010/11)

1.1 Target persons Grade 10 students at regular schools

Sample Panel sample. Follow-up survey and testing of selected students from regular schools from the main study 2010 who were willing to participate.

1.2 Target persons Individual follow-ups, who still attend regular school and School-Leavers after grade 9

Sample Panel sample. Follow-up survey and testing of selected students from regular schools from the main study 2010 who were willing to participate.

2 Refreshment sample Grade 7 students (panel start 2012/13)

Target persons Grade 10 students at regular schools

Sample Refreshment sample. Follow-up survey and testing of selected students from regular schools from the refreshment study 2012 who were willing to participate.

2.2 Target persons Individual follow-ups, who still attend regular school and School-Leavers after grade 9

Sample Panel sample. Follow-up survey and testing of selected students from regular schools from the main study 2012 who were willing to participate.

3 Context persons

3.1 Context persons Teachers

Definition All class teachers and teachers of the subjects German and Mathematics of the selected students are invited to participate.

3.2 Context persons School principals

Definition All principals of the selected schools are invited to participate.

4 Data collection IEA DPC – IEA Data Processing and Research Center, Hamburg and infas – Institute for Applied Social Sciences, Bonn

5 Mode of survey Written questionnaire (PAPI) for the students, teachers and school principals; telephone interviews (CATI) of the Individual followed-ups and school-Leavers, and additional Online Survey for students only

8

Wave 8: Main Study 2016/2017

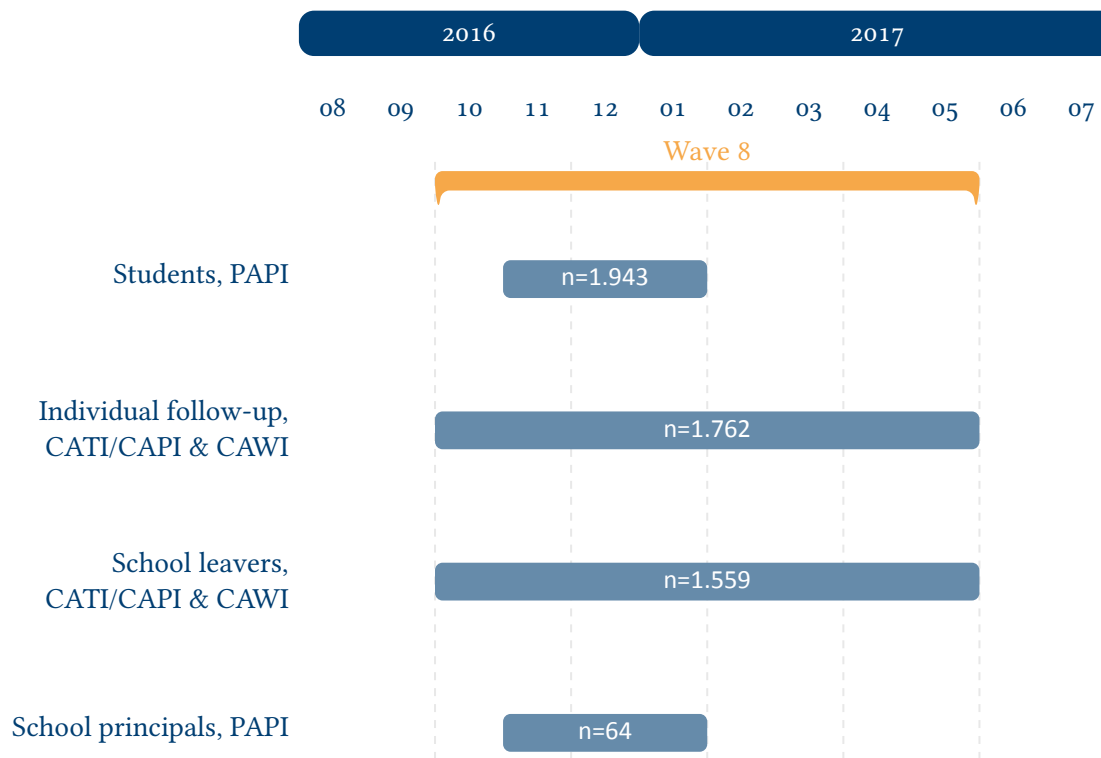


Figure 9: Field times and realized case numbers in wave 8

1 Master sample Grade 5 students (panel start 2010/11)

1.1 Target persons Grade 11 students at regular schools as well as students who repeat or skip the 11th grade

Sample Panel sample. Follow-up survey and testing of selected students from regular schools from the main study 2010 who were willing to participate.

1.2 Target persons Individual follow-up students, who have left the NEPS school but still attend regular school and school leavers after grades 9 and 10

Sample Panel sample. Follow-up survey and testing of selected students from regular schools from the main study 2010 who were willing to participate.

2 Refreshment sample Grade 7 students (panel start 2012/13)

Target persons Grade 11 students at regular schools as well as students who repeat or skip the 11th grade

Sample Refreshment sample. Follow-up survey and testing of selected students from regular schools from the refreshment study 2012 who were willing to participate.

2.2 Target persons Individual follow-up students, who have left the NEPS school but still attend regular school and school leavers after grades 9 and 10

Sample Panel sample. Follow-up survey and testing of selected students from regular schools from the main study 2012 who were willing to participate.

3 Context persons

3.1 Context persons School principals

Definition All principals of the selected schools have been invited to participate.

4 Data collection IEA DPC – IEA Data Processing and Research Center, Hamburg and infas – Institute for Applied Social Sciences, Bonn

5 Mode of survey Paper-based testing and written questionnaires (PAPI) for students, telephone (CATI) or personal (CAPI) interviews with individually followed up students and school leavers with additional online interviews (CAWI) and paper-based questionnaires for school principals.

9 Wave 9: Main Study 2017/2018

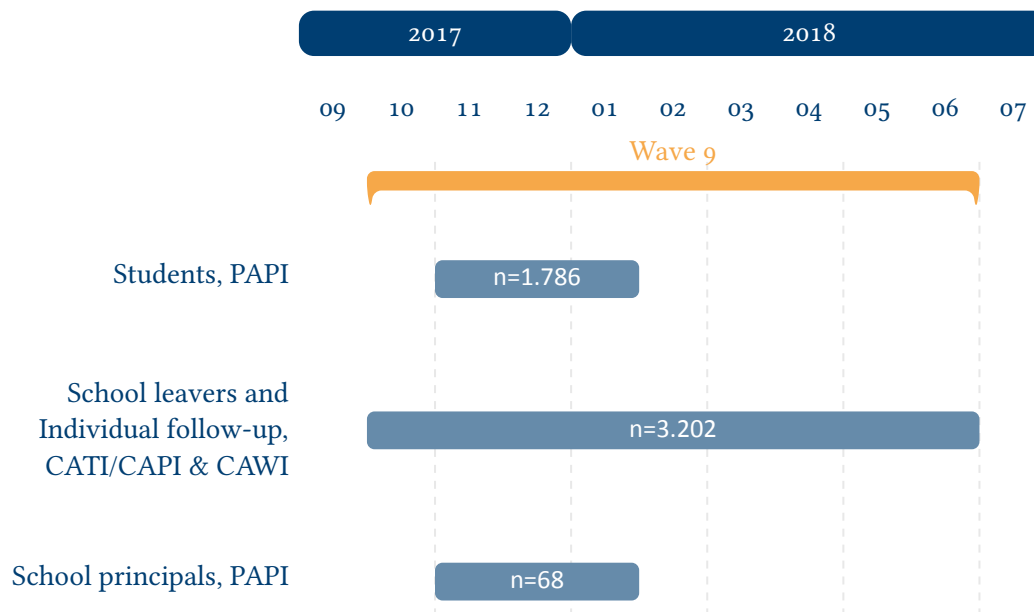


Figure 10: Field times and realized case numbers in wave 9

1 Master sample Grade 5 students (panel start 2010/11)

1.1 Target persons Grade 12 students at regular schools as well as students who repeat or skip the 12th grade

Sample Panel sample. Follow-up survey and testing of selected students from regular schools from the main study 2010 who were willing to participate.

1.2 Target persons Individual follow-up students, who have left the NEPS school but still attend regular school and school leavers after grades 9, 10 and 11

Sample Panel sample. Follow-up survey and testing of selected students from regular schools from the main study 2010 who were willing to participate.

2 Refreshment sample Grade 7 students (panel start 2012/13)

Target persons Grade 12 students at regular schools as well as students who repeat or skip the 12th grade

Sample Refreshment sample. Follow-up survey and testing of selected students from regular schools from the refreshment study 2012 who were willing to participate.

2.2 Target persons Individual follow-up students, who have left the NEPS school but still attend regular school and school leavers after grades 9, 10 and 11

Sample Panel sample. Follow-up survey and testing of selected students from regular schools from the main study 2012 who were willing to participate.

3 Context persons

3.1 Context persons School principals

Definition All principals of the selected schools have been invited to participate.

4 Data collection IEA DPC – IEA Data Processing and Research Center, Hamburg and infas – Institute for Applied Social Sciences, Bonn

5 Mode of survey Paper-based testing and written questionnaires (PAPI) for students, telephone (CATI) or personal (CAPI) interviews with individually followed up students and school leavers with additional online interviews (CAWI) and paper-based questionnaires for school principals.

10 Wave 10: Main Study 2018/2019

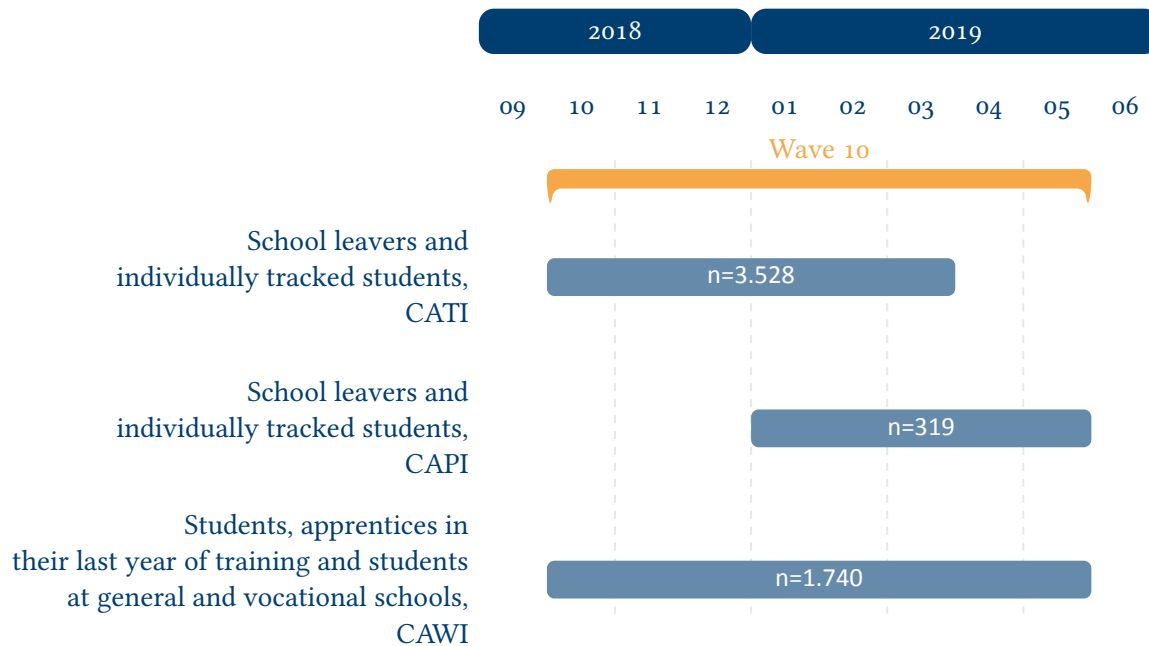


Figure 11: Field times and realized case numbers in wave 10

1 Master sample Grade 5 students (panel start 2010/11)

1.1 Target persons School leavers from the general education system and (individually tracked) students after grades 9, 10, 11 and 12

Sample Panel sample. Follow-up survey and testing of the selected school leavers and (individually tracked) students from regular schools from the main survey 2010.

2 Refreshment sample Grade 7 students (panel start 2012/13)

Target persons School leavers from the general education system and (individually tracked) students after grades 9, 10, 11 and 12

Sample Refreshment sample. Follow-up survey and testing of the selected school leavers and (individually tracked) students from regular schools from the main survey 2012.

3 Data collection IEA DPC – IEA Data Processing and Research Center, Hamburg and infas – Institute for Applied Social Sciences, Bonn

4 Mode of survey In the main survey 2018/19, telephone interviews (CATI) were conducted. If a telephone interview could not be conducted, it was conducted in person (CAPI or face-to-face). In addition, some of the participants in the survey - students, apprentices in their final year of training and students at general and vocational schools who attend the upper Gymnasium level - were asked to take part in a subsequent online survey after the interview.