

The logo for NEPS (National Educational Panel Study) features the acronym 'NEPS' in a bold, blue, sans-serif font. To the left of the text is a stylized orange bracket shape that partially encloses the letters.

NEPS

National Educational Panel Study

Study Overview

NEPS Starting Cohort 2 — Kindergarten
From Kindergarten to Elementary School

Waves 1 to 11

Research Data

The logo for LifBi (Leibniz Institute for Educational Trajectories) consists of the letters 'LifBi' in a bold, black, sans-serif font. A vertical blue bar is positioned to the left of the 'i', and a vertical pink bar is positioned to the left of the 'B'.

LifBi

**LEIBNIZ INSTITUTE FOR
EDUCATIONAL TRAJECTORIES**

Copyrighted Material
Leibniz Institute for Educational Trajectories (LifBi)
Wilhelmsplatz 3, 96047 Bamberg
Director: Prof. Dr. Cordula Artelt
Administrative Director: Dr. Stefan Echinger
Bamberg; May 13, 2024



Contents

Surveys of Starting Cohort 2 – Kindergarten	1
1 Wave 1: Main Study 2010/11	3
2 Wave 2: Main Study 2011/2012	5
3 Wave 3: Main Study 2012/2013	6
4 Wave 4: Main Study 2013/14	7
5 Wave 5: Main Study 2014/15	9
6 Wave 6: Main Study 2015/16	11
7 Wave 7: Main Study 2016/17	13
8 Wave 8: Main Study 2017/18	14
9 Wave 9: Main Study 2018/19	15
10 Wave 10: Main Study 2020/21	16
11 Wave 11: Main Study 2021/22	17



List of Figures

1	Survey progress of Starting Cohort 2 (waves 1-11)	2
2	Field times and realized case numbers in Wave 1	3
3	Field times and realized case numbers in Wave 2	5
4	Field times and realized case numbers in Wave 3	6
5	Field times and realized case numbers in Wave 4	7
6	Field times and realized case numbers in Wave 5	9
7	Field times and realized case numbers in Wave 6	11
8	Field times and realized case numbers in wave 7	13
9	Field times and realized case numbers in wave 8	14
10	Field times and realized case numbers in wave 9	15
11	Field times and realized case numbers in wave 10	16
12	Field times and realized case numbers in wave 11 according to field report B131_B	17



Surveys of Starting Cohort 2 – Kindergarten

The present study documentation gives an overview of the progress of the main surveys, which will contribute to the Scientific Use Files (SUFs).

Figure 1 presents a general view on the field times of the target persons for waves 1 to 11.

In the wave-specific overviews starting from section 1 not only the questioned target and context persons are defined but the case numbers and field times, as well. This information is taken from the corresponding field and method reports and might differ slightly from the numbers in the data sets of the SUFs. In the section of the documentation of research data, the already mentioned field and method reports, which also provide detailed information for the survey progress, as well as further materials for the data of the Starting Cohort 2, can be found:

→ www.neps-data.de > Data and Documentation > Starting Cohort Kindergarten > Documentation

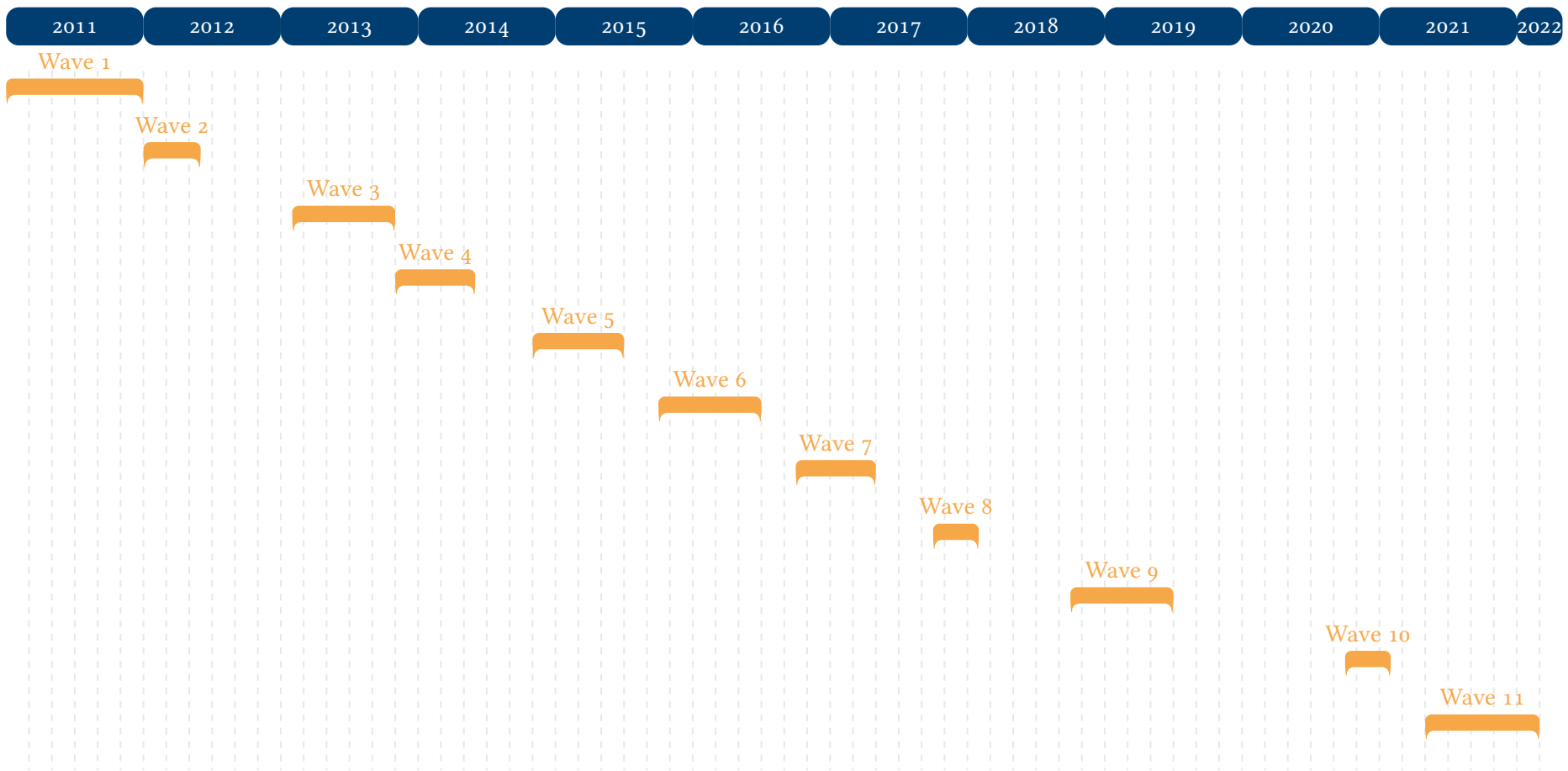


Figure 1: Survey progress of Starting Cohort 2 (waves 1-11)

1 Wave 1: Main Study 2010/11

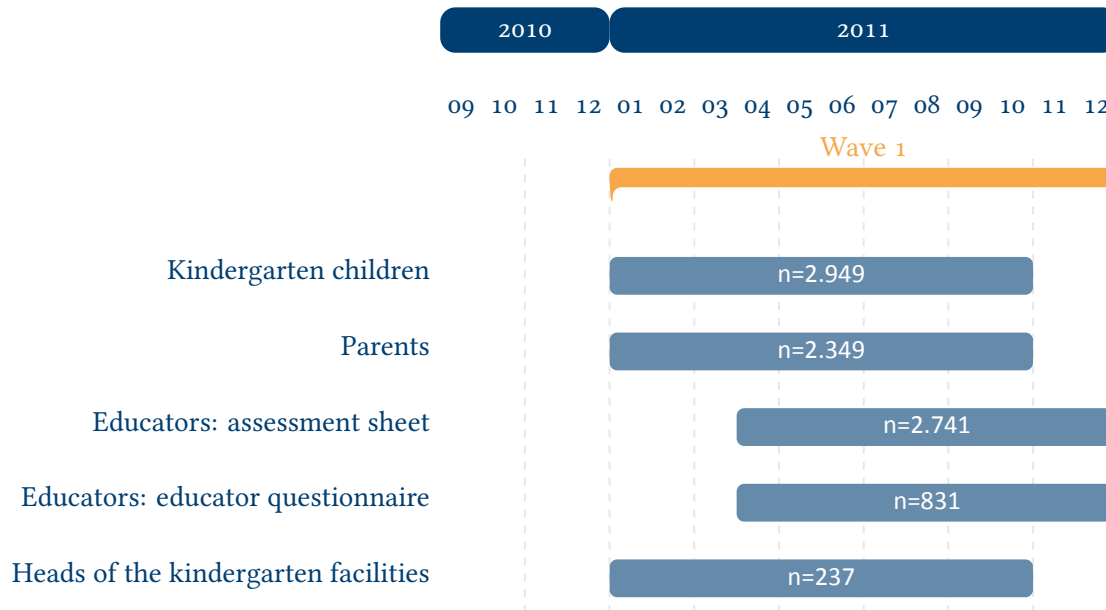


Figure 2: Field times and realized case numbers in Wave 1

1 Master sample 4-year-olds in kindergarten (panel start 2010/11)

Target person 4-year-olds in kindergarten reaching school age in 2012

Sample The studies and surveys are conducted in a nationwide, representative sample of day-care facilities. These day-care facilities were defined in accordance with the federal and state statistical offices, which refer to the operating license (§ 45 SGB VIII) and the size of the facility (at least 10 places available, from which at least five must be occupied). In order to be able to accompany the 4-year-old children later in the school context as well, we use an indirect sample drawing. This indirect sample drawing is based on a nationwide, representative sample at elementary schools. Schools with a Grade 1 level were drawn through a size-proportional random selection and are at the same time the basis for the upcoming main survey in 2012 in Grade 1. Since these elementary schools are to connect the early childhood surveys with the school surveys in the National Educational Panel Study, all day-care facilities from which children may transfer on to the schools featured in this sample have been previously identified. Out of these facilities the participating day-care facilities were determined by random sampling. Questionnaires and tests are conducted in these facilities. All 4-year-old children from the selected day-care facilities are invited to participate. This method ensures that a high number of 4-year-olds in kindergarten will also be included in the sample of first graders.

2 Context person

2.1 Context person Parents

Definition The parents of the children (target persons) included in the sample are invited to participate.

2.2 Context person Educators

Definition Kindergarten teachers of the children (target persons) included in the sample are invited to participate.

2.3 Context person Heads of the kindergarten facilities

Definition The heads of the kindergartens which the children (target persons) attend are invited to participate.

3 Data collection IEA DPC – IEA Data Processing and Research Center, Hamburg (responsible for the testing and questioning at the kindergartens) and infas – Institute for Applied Social Sciences, Bonn (responsible for the parent CATI)

4 Mode of survey Competence tests for the children, written questionnaires for the educators and heads (PAPI), and computer-assisted telephone interviews of the parents (CATI)

2

Wave 2: Main Study 2011/2012

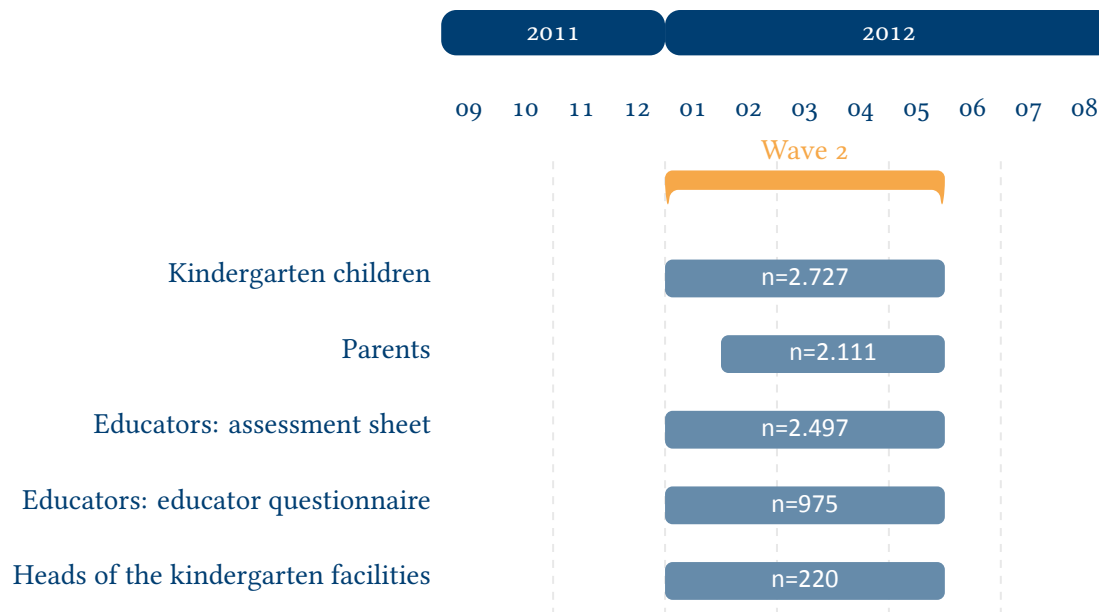


Figure 3: Field times and realized case numbers in Wave 2

1 Master sample 4-year-olds in kindergarten (panel start 2010/11)

Target persons 5-year-olds in kindergarten

Sample Panel sample. Follow-up survey and testing with 5-year-olds in kindergarten, selected and willing to participate in the main study 2010/11.

2 Context person

2.1 Context persons Parents

Definition All parents of the children (target persons) are invited to participate again.

2.2 Context persons Educators

Definition All kindergarten teachers of the children (target persons) are invited to participate again.

2.3 Context persons Heads of the kindergarten facilities

Definition All heads of the kindergartens which the children (target persons) attend are invited to participate again.

3 Data collection IEA DPC – IEA Data Processing and Research Center, Hamburg (responsible for the testing and questioning at the kindergartens) and infas – Institute for Applied Social Sciences, Bonn (responsible for the parent CATI)

4 Mode of survey Competence tests for the children, written questionnaires for the educators and heads (PAPI), and computer-assisted telephone interviews of the parents (CATI)

3 Wave 3: Main Study 2012/2013

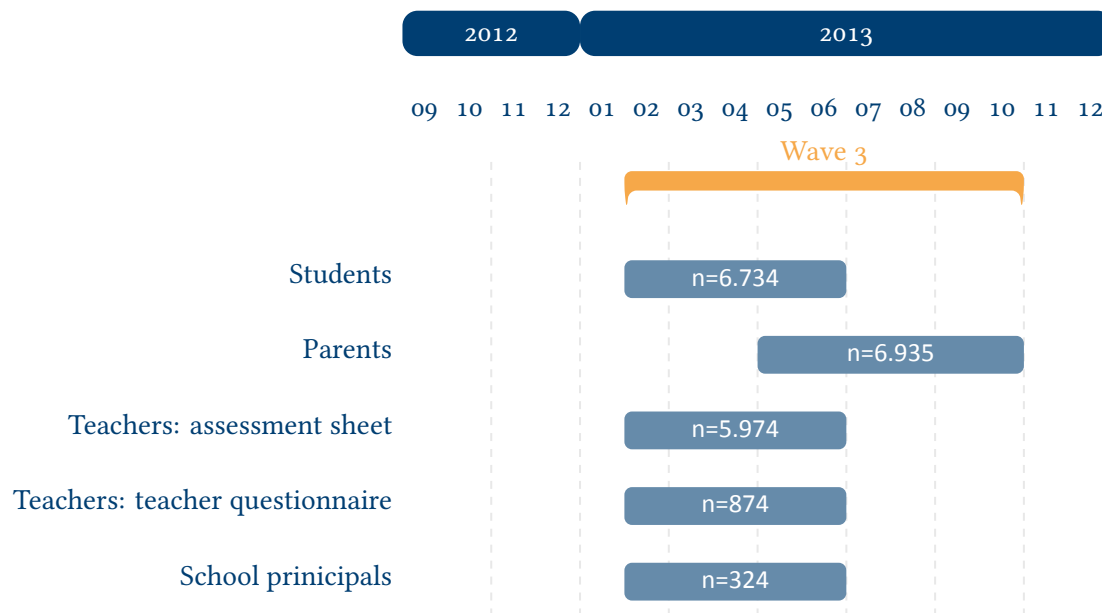


Figure 4: Field times and realized case numbers in Wave 3

1 Master sample 4-year-olds in kindergarten (panel start 2010/11)

Target persons Grade 1 students at regular schools

Sample Panel sample. Follow-up survey and testing of selected students at regular schools from the main study 2010/11 who were prepared to participate.

2 Refreshment sample Grade 1 students (panel start 2012/13)

Sample Refreshment sample. First-time survey and testing of selected students at regular schools.

3 Context person

3.1 Context persons Parents

Definition The parents of the students (target persons) included in the sample are invited to participate.

3.2 Context persons Teachers

Definition Class teachers of the students (target persons) included in the sample are invited to participate.

3.3 Context persons School principals

Definition All principals of the selected schools are invited to participate.

4 Data collection IEA DPC – IEA Data Processing and Research Center, Hamburg (responsible for the testing and questioning at the kindergarten) and infas – Institute for Applied Social Sciences, Bonn (responsible for the parent CATI)

5 Mode of survey Competence tests for the children, written questionnaire for the educators and heads (PAPI), and computer-assisted telephone interviews of the parents (CATI)

4 Wave 4: Main Study 2013/14

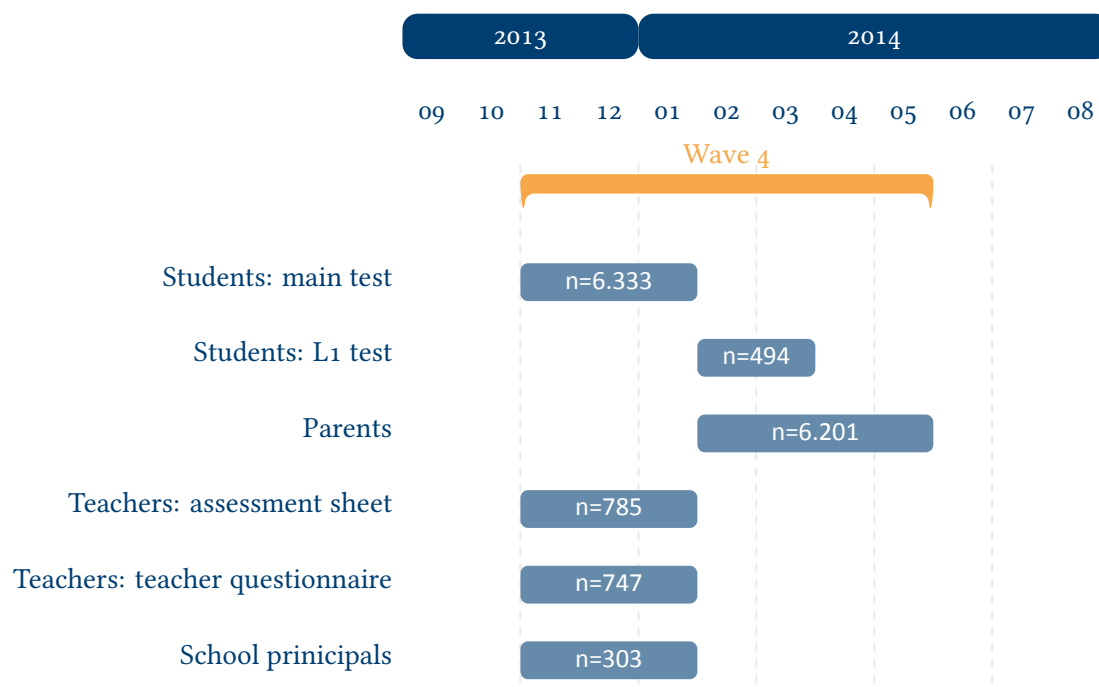


Figure 5: Field times and realized case numbers in Wave 4

1 Master sample 4-year-olds in kindergarten (panel start 2010/11)

Target persons Grade 2 students at regular schools

Sample Panel sample. Follow-up survey and testing of selected students at regular schools from the main study 2010/11 who were prepared to participate.

2 Refreshment sample Grade 1 students (panel start 2012/13)

Sample Refreshment sample. Follow-up survey and testing of selected students at regular schools from the refreshment sample 2012/13 who were prepared to participate.

3 Context person

3.1 Context persons Parents

Definition The parents of the students (target persons) included in the sample are invited to participate.

3.2 Context persons Teachers

Definition Class teachers of the students (target persons) included in the sample are invited to participate.

3.3 Context persons School principals

Definition All principals of the selected schools are invited to participate.

4 Data collection IEA DPC – IEA Data Processing and Research Center, Hamburg (responsible for the testing and questioning at the kindergarten) and infas – Institute for Applied Social Sciences, Bonn (responsible for the parent CATI)

5 Mode of survey Competence tests for the children, Competence tests (L1 test) in Turkish and Russian for students with respective migrant background, written questionnaires for the teachers and heads (PAPI), and computer assisted telephone interviews of the parents (CATI)

5 Wave 5: Main Study 2014/15

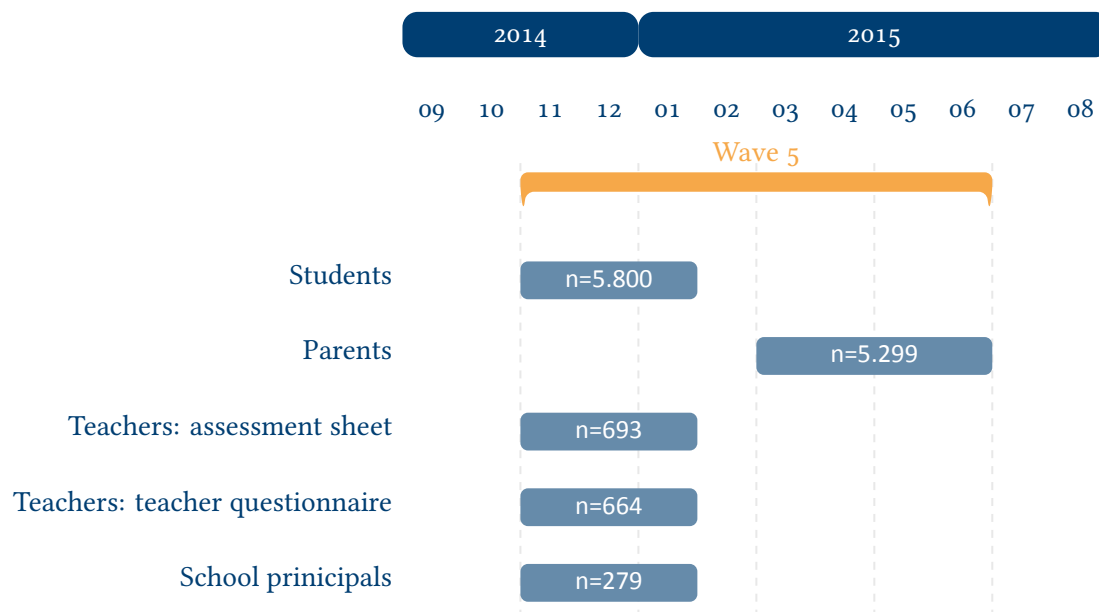


Figure 6: Field times and realized case numbers in Wave 5

1 Master sample 4-year-olds in kindergarten (panel start 2010/11)

Target persons Grade 3 students at regular schools

Sample Panel sample. Follow-up survey and testing of selected students at regular schools from the main study 2010/11 who were prepared to participate.

2 Refreshment sample Grade 1 students (panel start 2012/13)

Sample Refreshment sample. Follow-up survey and testing of selected students at regular schools from the refreshment sample 2012/13 who were prepared to participate.

3 Context person

3.1 Context persons Parents

Definition The parents of the students (target persons) included in the sample are invited to participate.

3.2 Context persons Teachers

Definition Class teachers of the students (target persons) included in the sample are invited to participate.

3.3 Context persons School principals

Definition All principals of the selected schools are invited to participate.

4 Data collection IEA DPC – IEA Data Processing and Research Center, Hamburg (responsible for the testing and questioning at the kindergarten) and infas – Institute for Applied Social Sciences, Bonn (responsible for the parent CATI)

5 Mode of survey Competence tests and written questionnaires for the children and written questionnaires for the teachers and heads (PAPI), and computer assisted telephone interviews of the parents (CATI)

6 Wave 6: Main Study 2015/16

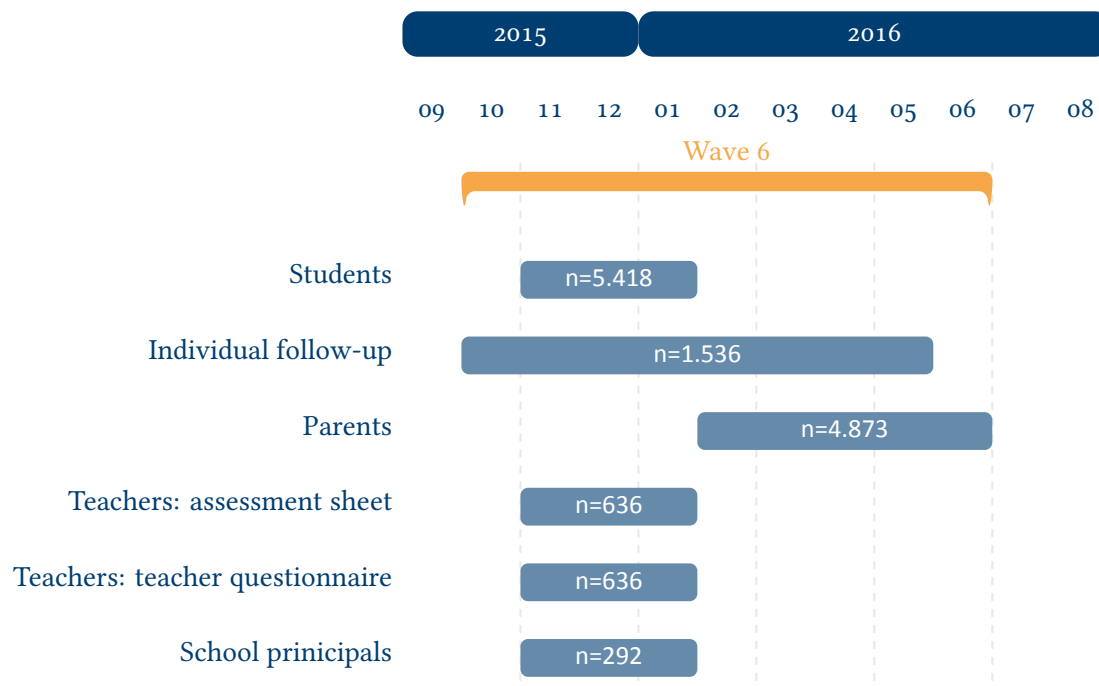


Figure 7: Field times and realized case numbers in Wave 6

1 Master sample 4-year-olds in kindergarten (panel start 2010/11)

Target persons Grade 4 students at regular schools

Sample Panel sample. Follow-up survey and testing of selected students at regular schools from the main study 2010/11 who were prepared to participate.

2 Refreshment sample Grade 1 students (panel start 2012/13)

Sample Refreshment sample. Follow-up survey and testing of selected students at regular schools from the refreshment sample 2012/13 who were prepared to participate.

3 Context person

3.1 Context persons Parents

Definition The parents of the students (target persons) included in the sample are invited to participate.

3.2 Context persons Teachers

Definition Class teachers of the students (target persons) included in the sample are invited to participate.

3.3 Context persons School principals

Definition All principals of the selected schools are invited to participate.

4 Data collection IEA DPC – IEA Data Processing and Research Center, Hamburg (responsible for the testing and questioning at the kindergarten) and infas – Institute for Applied Social Sciences, Bonn (responsible for the parent CATI)

5 Mode of survey Competence tests and written questionnaires for the children and written questionnaires for the teachers and heads (PAPI), and computer assisted telephone interviews of the parents (CATI)

7 Wave 7: Main Study 2016/17

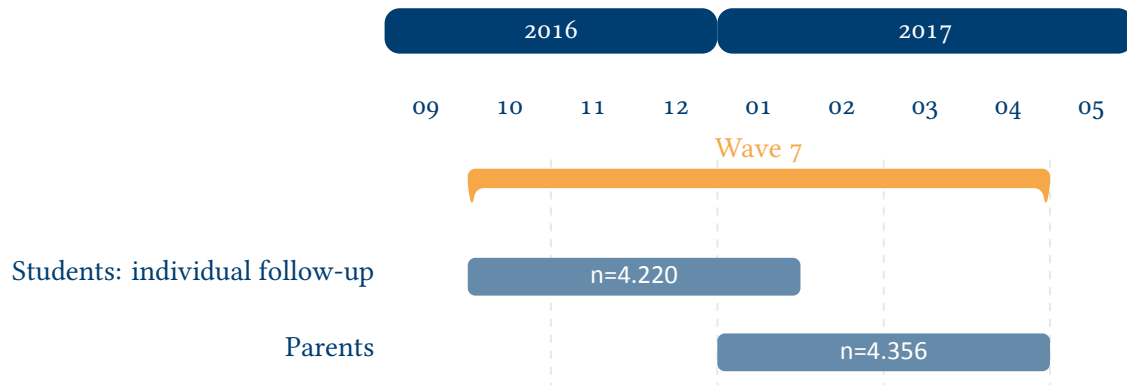


Figure 8: Field times and realized case numbers in wave 7

1 Master sample 4-year-olds in kindergarten (panel start 2010/11)

Target persons Grade 5 students at regular schools

Sample Panel sample. Follow-up survey and testing of selected students at regular schools from the main study 2010/11 who were prepared to participate.

2 Refreshment sample Grade 1 students (panel start 2012/13)

Sample Refreshment sample. Follow-up survey and testing of selected students at regular schools from the refreshment sample 2012/13 who were prepared to participate.

3 Context persons Parents

Definition The parents of the students (target persons) included in the sample are invited to participate.

4 Data collection infas – Institute for Applied Social Sciences, Bonn

5 Mode of survey Paper-based questionnaire (PAPI) for the children with an online option (CAWI) and computer assisted telephone interviews of the parents (CATI)

8 Wave 8: Main Study 2017/18

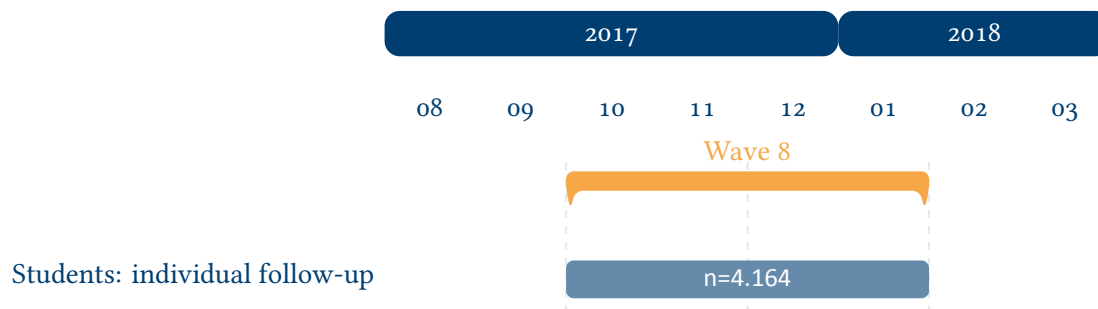


Figure 9: Field times and realized case numbers in wave 8

1 Master sample 4-year-olds in kindergarten (panel start 2010/11)

Target persons Grade 6 students at regular schools

Sample Panel sample. Follow-up survey and testing of selected students at regular schools from the main study 2010/11 who were prepared to participate.

2 Refreshment sample Grade 1 students (panel start 2012/13)

Sample Refreshment sample. Follow-up survey and testing of selected students at regular schools from the refreshment sample 2012/13 who were prepared to participate.

3 Data collection infas – Institute for Applied Social Sciences, Bonn

4 Mode of survey Paper-based questionnaire (PAPI) for the children with an online option (CAWI)

9

Wave 9: Main Study 2018/19

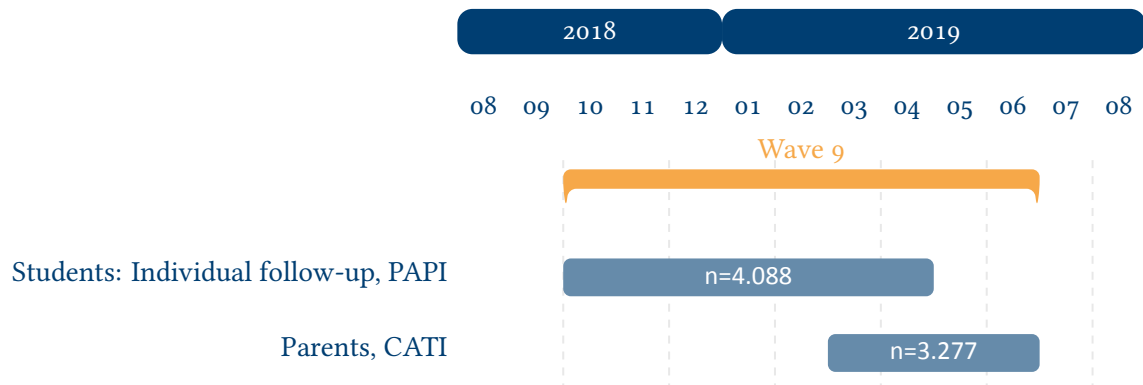


Figure 10: Field times and realized case numbers in wave 9

1 Master sample 4-year-olds in kindergarten (panel start 2010/11)

Target persons Grade 7 students at regular schools

Sample Panel sample. Follow-up survey and testing of selected students at regular schools from the main study 2010/11 who were prepared to participate.

2 Refreshment sample Grade 1 students (panel start 2012/13)

Sample Refreshment sample. Follow-up survey and testing of selected students at regular schools from the refreshment sample 2012/13 who were prepared to participate.

3 Data collection infas – Institute for Applied Social Sciences, Bonn

4 Mode of survey A preceding short CAPI contact interview with a legal guardian (parent). Processing of tasks from two of the three areas mathematics, reading and science in paper-and-pencil format by the target child and paper-and-pencil interview with the target child (PAPI). Telephone interview of the parents (CATI).

10 Wave 10: Main Study 2020/21

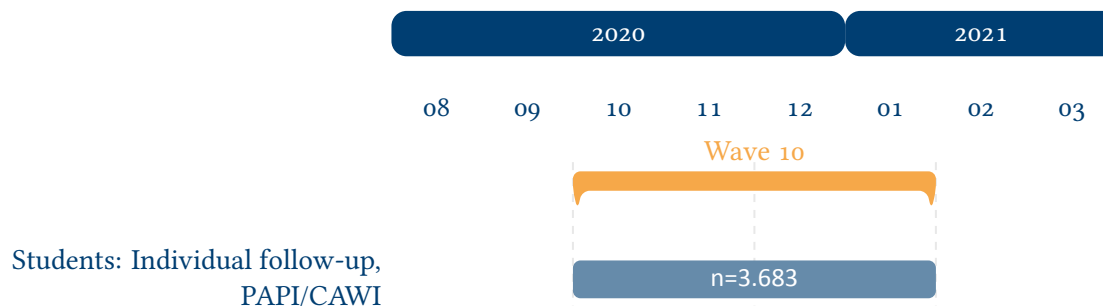


Figure 11: Field times and realized case numbers in wave 10

1 Master sample 4-year-olds in kindergarten (panel start 2010/11)

Target persons Grade 9 students at regular schools

Sample Panel sample. Follow-up survey and testing of selected students at regular schools from the main study 2010/11 who were prepared to participate.

2 Refreshment sample Grade 1 students (panel start 2012/13)

Sample Refreshment sample. Follow-up survey and testing of selected students at regular schools from the refreshment sample 2012/13 who were prepared to participate.

3 Data collection infas – Institute for Applied Social Sciences, Bonn

4 Mode of survey Paper-based postal survey (PAPI) of target persons with online alternative (CAWI).

11 Wave 11: Main Study 2021/22

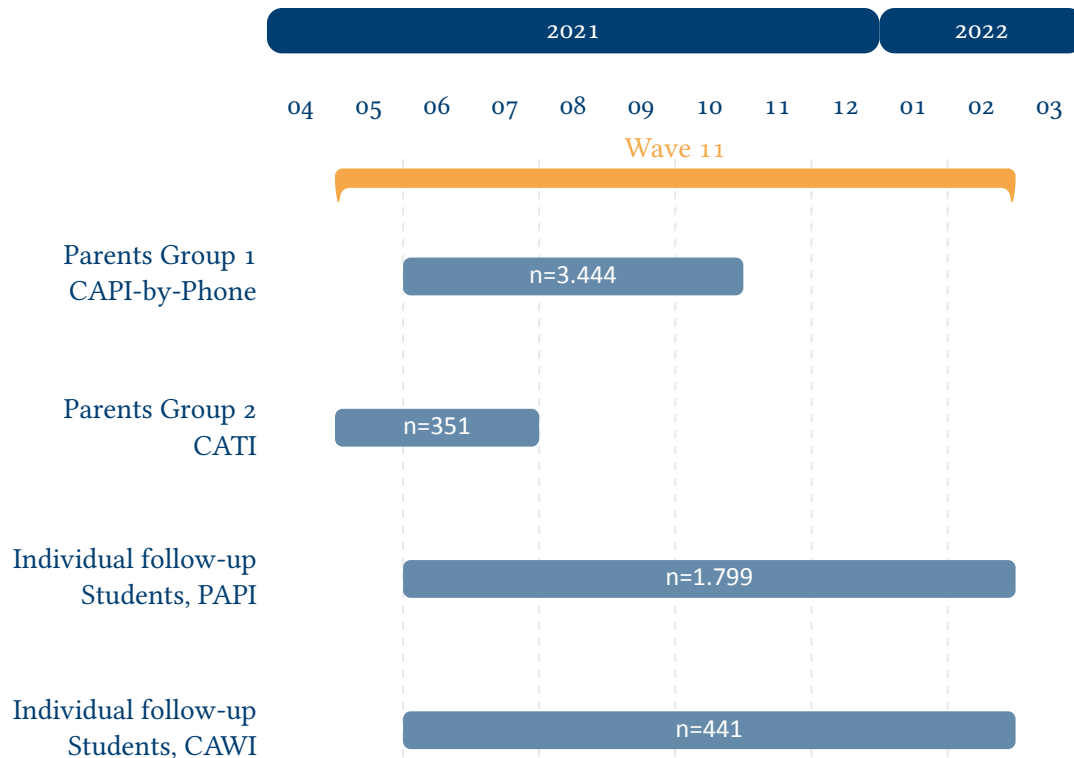


Figure 12: Field times and realized case numbers in wave 11 according to field report B131_B

1 Master sample 4-year-olds in kindergarten (panel start 2010/11)

Target persons Grade 9 students at regular schools

Sample Panel sample. Follow-up survey and testing of selected students at regular schools from the main study 2010/11 who were prepared to participate.

2 Refreshment sample Grade 1 students (panel start 2012/13)

Sample Refreshment sample. Follow-up survey and testing of selected students at regular schools from the refreshment sample 2012/13 who were prepared to participate.

3 Data collection infas – Institute for Applied Social Sciences, Bonn

4 Mode of survey In group 1, a telephone interview with parents (CAPI-by-Phone) was conducted, followed by a competence testing of the students on site in the family's household. Furthermore, the target persons (students) were interviewed by means of a student questionnaire (PAPI). Alternatively, the student questionnaire could also be completed online (CAWI). In group 2, only a short telephone interview with the parents (CATI) was conducted. These were parents who, for various reasons, could no longer be interviewed as part of the "regular" parent survey.