

Research Data

Starting Cohort 1: Newborns (SC1) Study Overview Waves 1 to 4

Copyrighted Material
Leibniz Institute for Educational Trajectories (LifBi)
Wilhelmsplatz 3, 96047 Bamberg
Director: Prof. Dr. Sandra Buchholz
Executive Director of Research: Dr. Jutta von Maurice
Executive Director of Administration: Dr. Robert Polgar
Bamberg, 2017



Contents

Surveys of Starting Cohort 1 – Early Childhood	1
1 Wave 1: Main Survey 2012/13	2
2 Wave 2: Main Survey 2013	3
3 Wave 3: Main Survey 2014	4
4 Wave 4: Main Survey 2015	5



List of Figures

1	Survey progress of Starting Cohort 1 (waves 1, 2, 3 and 4)	1
2	Field times and realized case number in wave 1	2
3	Field times and realized case number in wave 2	3
4	Field times and realized case number in wave 3	4
5	Field times and realized case number in wave 4	5

Surveys of Starting Cohort 1 – Early Childhood

The present study documentation gives an overview of the progress of the main surveys, which will contribute to the Scientific Use Files (SUFs). Figure 1 presents a general view on the field times of the target persons for waves 1, 2, 3 and 4.

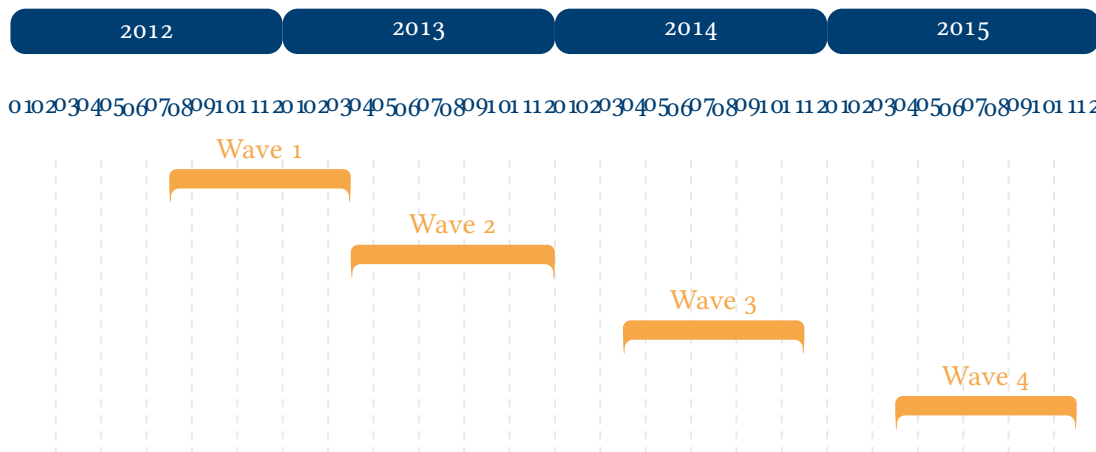


Figure 1: Survey progress of Starting Cohort 1 (waves 1, 2, 3 and 4)

In the wave-specific overviews starting from section 1 not only the questioned target and context persons are defined but the case numbers and field times, as well. This information is taken from the corresponding field and method reports and might differ slightly from the numbers in the data sets of the SUFs. In the section of the documentation of research data, the already mentioned field and method reports, which also provide detailed information for the survey progress, as well as further materials for the data of the Starting Cohort 1, can be found:

→ www.neps-data.de > Data and Documentation > Starting Cohort Newborns > Documentation

[3 Data collection] infas - Institute for Applied Social Sciences, Bonn

1 Wave 1: Main Survey 2012/13

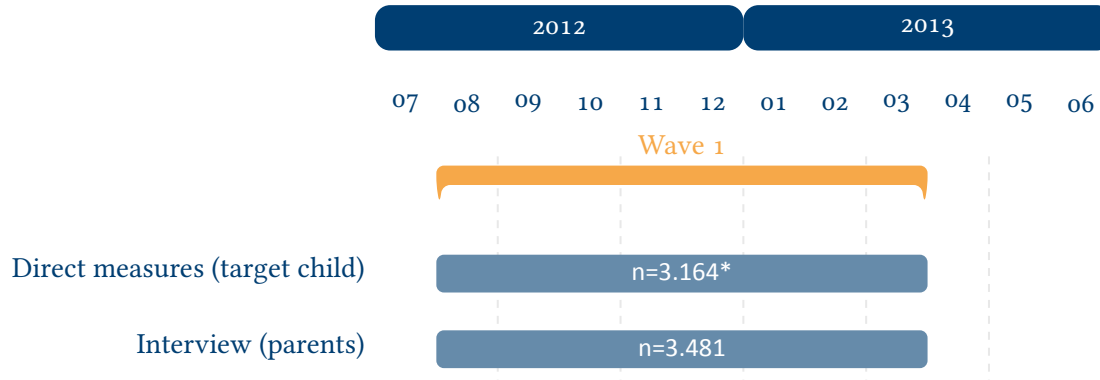


Figure 2: Field times and realized case number in wave 1

- Target persons

Current wave 6-8 month-old infants

Initial sample 6-8 month-old infants (entering the panel in 2012/2013)

Mode of survey video-based survey of direct measures (parents-child-interaction, sensorimotoric development and habituation)

- Context persons

- Parents (esp. mothers)

Mode of survey computer-assisted interviews (CAPI)

* This number refers to the amount of supplied video recordings and might vary to a high extent in comparison to the published data.

2 Wave 2: Main Survey 2013

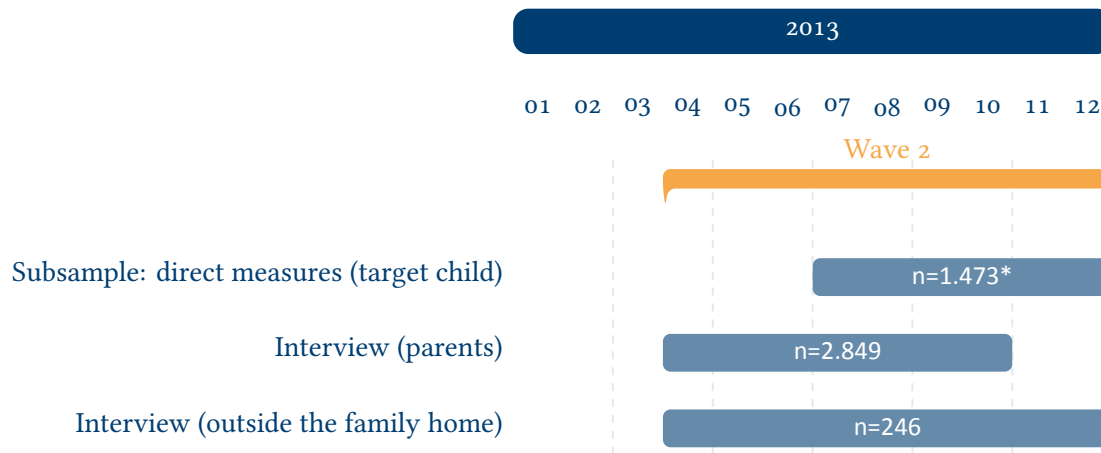


Figure 3: Field times and realized case number in wave 2

- Target persons

Current wave Subsample of 12-17 month-old infants

Initial sample 6-8 month-old infants (entering the panel in 2012/2013)

Mode of survey video-based survey of direct measures (parents-child-interaction and habituation)

- Context persons

- Parents (esp. mothers)

Mode of survey computer-assisted interviews (CAPI) for the parents within the subsample respectively computer-assisted telephone interviews (CATI) for the remaining parents

- Persons in charge outside the family home (group manager day nursery/kindergarten and home-based childminders)

Mode of survey the parents pass the written questionnaires (PAPI) to the external persons in charge

* This number refers to the amount of supplied video recordings and might vary to a high extent in comparison to the published data.

3 Wave 3: Main Survey 2014

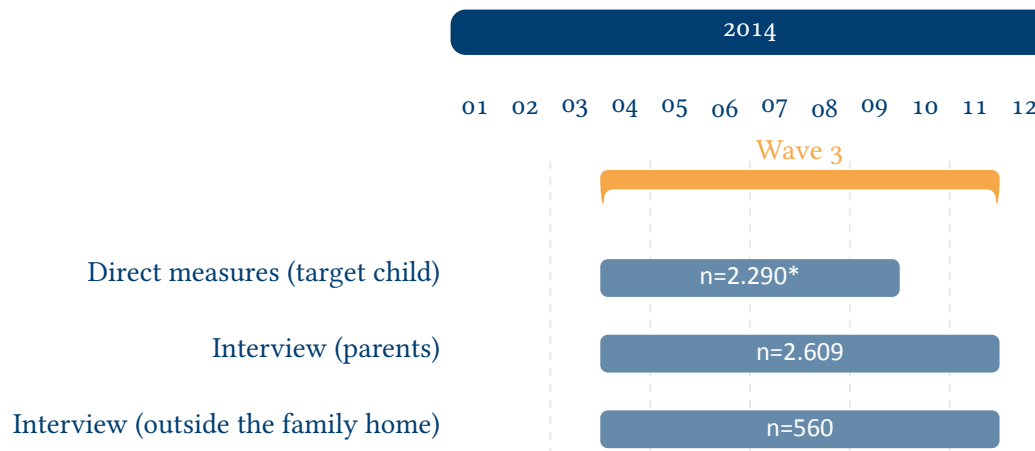


Figure 4: Field times and realized case number in wave 3

- Target persons

Current wave 25-27 month-old infants

Initial sample 6-8 month-old infants (entering the panel in 2012/2013)

Mode of survey video-based survey of direct measures (parents-child-interaction)

- Context persons

- Parents (esp. mothers)

Mode of survey computer-assisted interviews (CAPI) or computer-assisted telephone interviews (CATI) and questionnaire on the vocabulary of the child

- Persons in charge outside the family home (group manager day nursery/kindergarten and home-based childminders)

Mode of survey the parents pass the written questionnaires (PAPI) to the external persons in charge

* This number refers to the amount of supplied video recordings and might vary to a high extent in comparison to the published data.

4 Wave 4: Main Survey 2015

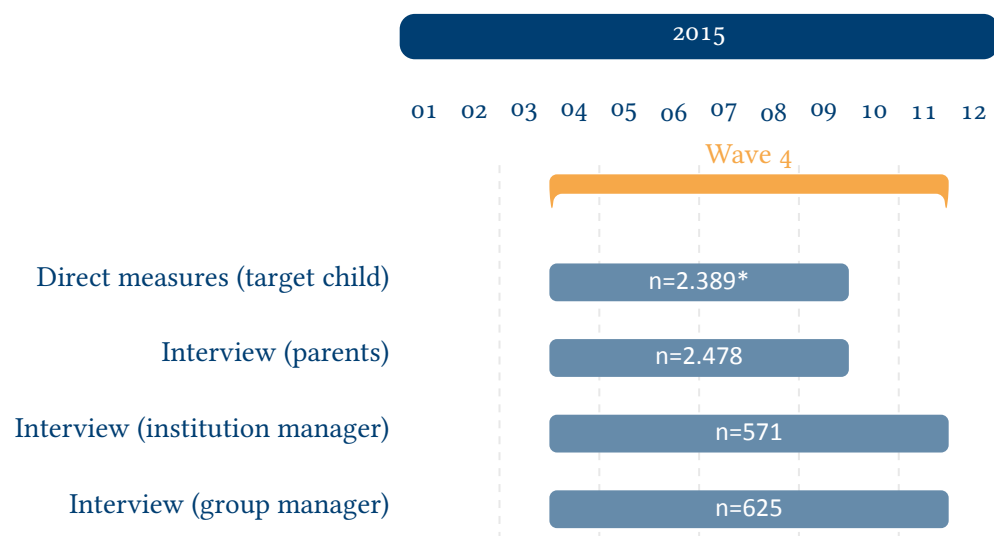


Figure 5: Field times and realized case number in wave 4

- Target persons

Current wave 37-39 month-old infants

Initial sample 6-8 month-old infants (entering the panel in 2012/2013)

Mode of survey computer-based test (CBT) of direct measures (Vocabulary, Categorization, Delayed Gratification, Digit Span)

- Context persons

- Parents (esp. mothers)

Mode of survey computer-assisted interviews (CAPI) or computer-assisted telephone interviews (CATI) and questionnaire on the vocabulary of the child

- Persons in charge outside the family home (institution manager and group manager day nursery/kindergarten)

Mode of survey paper and pencil interviews (PAPI)

* This number refers to the amount of supplied video recordings and might vary to a high extent in comparison to the published data.